

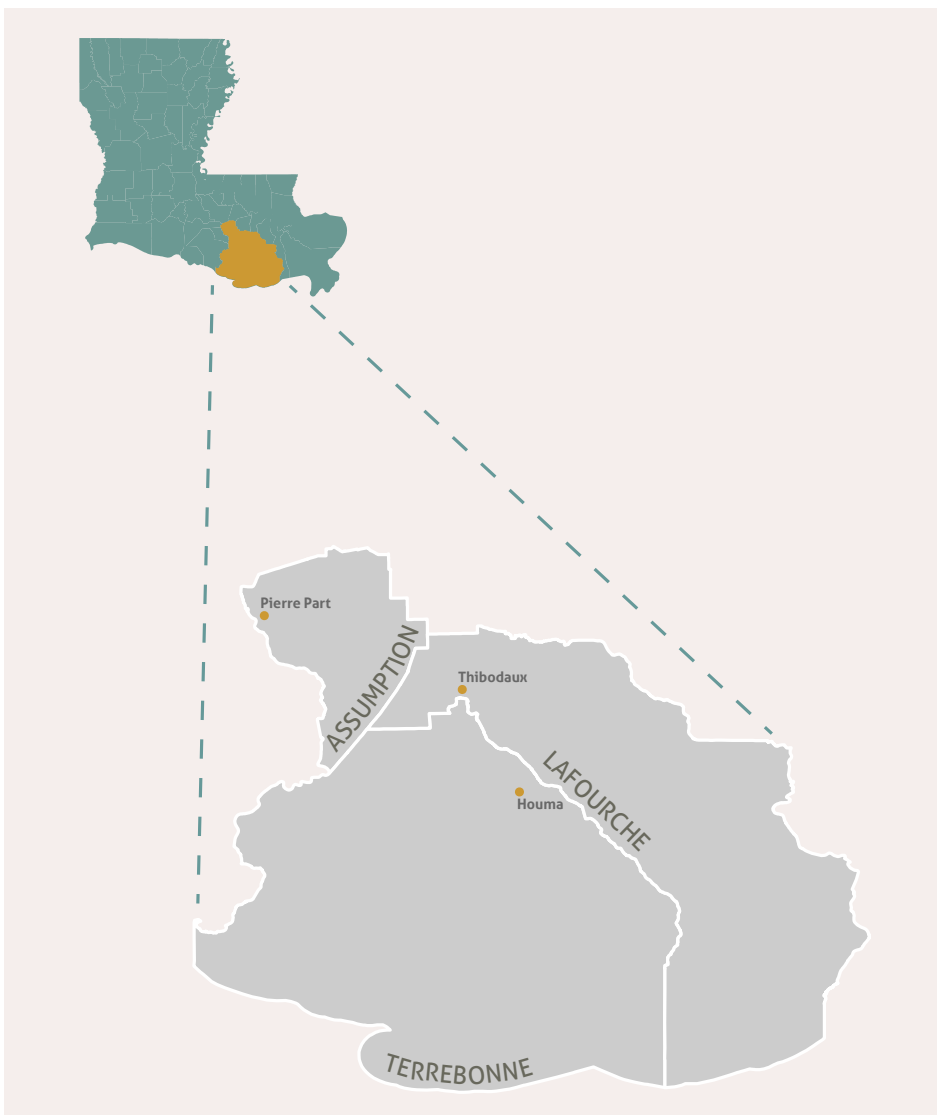
FACT SHEET

REGIONAL HOUSING PLANNING AREA

RHPA 3- HOUMA & THIBODAUX

INTRODUCTION

This Fact Sheet displays important data on the state of housing within the three parishes in Regional Housing Planning Area 3. It includes information on affordability, previous investments in the area, and the population and households in each parish. The Louisiana Housing Alliance and the Greater New Orleans Housing Alliance (GNOHA) are hosting the Louisiana Statewide Housing Listening Tour.



LIST OF PARISHES IN RHPA 3:

- » Assumption Parish
- » Lafourche Parish
- » Terrebonne Parish

SOURCES

American Community Survey
1-year Estimates, 2016

(Assumption used ACS 5-year
Estimates, 2012-2016 due to data
availability.)

Assumption used ACS 5-year
Estimates 2012-2016 for "Race and
Ethnicity" due to data availability.)

U.S. Census Building Permits, 2016

ASSUMPTION

POPULATION HOUSEHOLDS

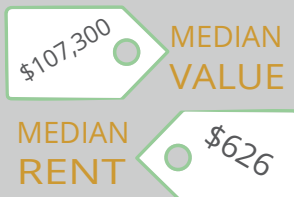
23,057 8,660



RACE & ETHNICITY

BLACK 12.6%
WHITE 73.3%
ASIAN 5.2%
OTHER 8.9%

2.4% Hispanic or Latino
97.4% Not Hispanic or Latino



TENURE

OWNER OCCUPIED 20.1%
79.9% RENTER OCCUPIED

OCCUPANCY STATUS

Occupied: 8,660 units
Vacant: 1,810 units
TOTAL: 10,470 units



POVERTY STATUS 16.0%

COST BURDEN

Owner: 15.3%
Renter: 56.4%
Overall: 20.3%



LAFOURCHE

POPULATION HOUSEHOLDS

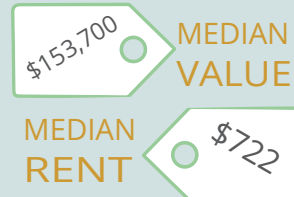
98,305 37,199



RACE & ETHNICITY

BLACK 13.7%
WHITE 78.9%
ASIAN 0.5%
OTHER 7.0%

4.4% Hispanic or Latino
95.6% Not Hispanic or Latino



TENURE

OWNER OCCUPIED 26.4%
73.6% RENTER OCCUPIED

OCCUPANCY STATUS

Occupied: 37,199 units
Vacant: 3,231 units
TOTAL: 40,430 units



POVERTY STATUS 18.1%

COST BURDEN

Owner: 12.4%
Renter: 44.8%
Overall: 20.0%



TERREBONNE

POPULATION HOUSEHOLDS

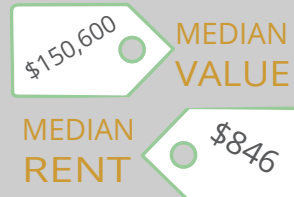
113,220 40,102



RACE & ETHNICITY

BLACK 20.2%
WHITE 70.6%
ASIAN 0.5%
OTHER 8.7%

5.2% Hispanic or Latino
94.8% Not Hispanic or Latino



TENURE

OWNER OCCUPIED 28.4%
71.6% RENTER OCCUPIED

OCCUPANCY STATUS

Occupied: 40,102 units
Vacant: 4,930 units
TOTAL: 45,032 units



POVERTY STATUS 23.3%

COST BURDEN

Owner: 16.8%
Renter: 55.5%
Overall: 26.9%

