



BATON ROUGE
METROPOLITAN AIRPORT
9430 Jackie Cochran Drive
Suite 300, Terminal Building
Baton Rouge, LA 70807
PHONE (225) 355-0333
FAX (225) 355-2334

Agenda
Baton Rouge Metropolitan Airport Commission
Regular Meeting
Tuesday, July 13, 2021
3:30 p.m.
Airport Administration Conference Room
Suite 300, 3rd floor Terminal Building

1. **Call to Order.**
2. **Pledge of Allegiance.**
3. **Roll Call.**

Public Comment Policy

All items on this agenda are open for public comment. Those members of the public desiring to speak on a particular item should approach the podium and request to speak after the item is announced by the Chairman. They will be required to give their name and address and the Chairman will allocate a specific amount of time for members of the public to speak.

4. **Approval of the minutes of the Regular Meeting of May 4, 2021.**
5. **Authorization for the Mayor-President and/or Chairman of the Airport Commission to execute a Non-Federal Reimbursable Agreement #AJW-FN-CSA-20-SW-003914 between the Department of Transportation Federal Aviation Administration and the City of Baton Rouge and Parish of East Baton Rouge on behalf of the Greater Baton Rouge Airport District in the amount of \$743,017.30 for the replacement of the FAA's Runway 13 Localizer Antenna Array, Medium Intensity Approach Lighting System (MALS), replacement of the Visual Approach Slope Indicator (VASI) with a Precision Approach Path Indicator (PAPI), and repositioning of the Distance Measuring Equipment (DME). The FAA will provide Government Furnished Equipment (GFE) (Account # 9800000096-5821000004-0000000000-6531000). By: Director of Aviation.**
6. **Authorization for the Mayor-President and/or Chairman of the Airport Commission to execute a lease agreement with State of Louisiana, Department of Health and Hospitals to lease 55,204 square feet of air cargo space for a period of one (1) year at a rental rate of \$308,000.00 annually. By: Director of Aviation.**

7. **Authorization for the Mayor President and/or Chairman of the Airport Commission to accept and execute a State Sponsor Agreement from the State of Louisiana, Department of Transportation and Development for the Runway 13-31 Runway Safety Area and Protection Zone Improvements Project, in the amount of \$3,515,176.00. By: Director of Aviation.**

8. **Approving Final Acceptance on the Demolition of Multiple Structures for Runway 13/31 Safety Area. By: Director of Aviation.**

| | |
|--------------------------|-----------------------------------------|
| Contractor: | Terry Honore Construction Company, Inc. |
| Estimated Cost: | \$ 450,000.00 |
| Contract Amount: | \$ 441,073.00 |
| Total Change Orders (1): | \$ 6,575.99 |
| Final Cost: | \$ 447,648.99 |
| Days Allocated: | 150 |
| Days Used: | 95 |
| Liquidated Damages: | None |

9. **Legislative Update** – Report will be given at July meeting.
10. **Status Report** – Report will be given at July meeting.
11. **Public Relations /Marketing Report** – Report will be given at July meeting.
12. **Financial Report** – Report will be given at July meeting.
13. **Business Development Report** – Report will be given at August meeting.
14. **Administrative Matters.**
15. **Adjourn.**

AIRPORT COMMISSION AGENDA

SUPPORTING DOCUMENT NO. 4



BATON ROUGE
METROPOLITAN AIRPORT
9430 Jackie Cochran Drive
Suite 300, Terminal Building
Baton Rouge, LA 70807
PHONE (225) 355-0333
FAX (225) 355-2334

MINUTES

BATON ROUGE METROPOLITAN AIRPORT
REGULAR MEETING
TUESDAY, MAY 4, 2021
3:30 P.M.
AIRPORT ADMINISTRATION CONFERENCE ROOM
SUITE 300, 3RD FLOOR TERMINAL BUILDING

1. CALL TO ORDER.

Chairman Matt Butler called the meeting to order.

2. PLEDGE OF ALLEGIANCE.

The Pledge of Allegiance was led by Lakebia Williams.

3. ROLL CALL.

MEMBERS
ATTENDING

Mr. Butler
Mr. Callender
Mr. Dodds
Councilman Dunn Jr.
Mr. Fife
Mr. Lowery 3:38pm.
Mr. Myles
Ms. Payton
Mr. Profita
Mr. Robinson
Mr. Welch

MEMBERS
ABSENT

Mr. Buckley
Rep. Carpenter

A/P STAFF
ATTENDING

Mr. Edwards
Mr. Pierson
Mr. Taffaro
Ms. Wallace
Mr. Caire
Mr. Alford
Ms. Fountain
Mrs. Williams
Mr. Caldwell
Mr. Newton
Mr. Jones
Mr. Vidrine
Ms. Nolan

OTHERS
ATTENDING

Mr. Krouse
Mr. Warren
Mr. Gomez
Mr. Boudreaux

Public Comment Policy

All items on this agenda are open for public comment. Those members of the public desiring to speak on a particular item should approach the podium and request to speak after the item is announced by the Chairman. They will be required to give their name and address and the Chairman will allocate a specific amount of time for members of the public to speak.

4. Approval of the minutes of the Regular Meeting of April 13, 2021.

A motion was made by Ms. Payton, seconded by Mr. Welch, to approve the minutes of the regular meeting of April 13, 2021.

There being no opposition, the motion carried.

5. Authorization for the Mayor-President and/or Chairman of the Airport Commission to execute a Lease Agreement with the East Baton Rouge Parish Sheriff's Office to lease a 3.379 acre tract of land located on Lt. General Benjamin Davis, Jr. Ave. for a period of ten (10) years, with two (2), five (5) year options to renew at a rental rate of \$27,965.53 per year or \$2330.46 per month. By: Director of Aviation.

Mr. Edwards explained the item to the Airport Commission at this time. After a brief discussion, a motion was made by Mr. Profita, seconded by Mr. Myles, to approve the item.

There being no opposition, the motion carried.

6. Receiving a report on the status of the Strategic Planning Exercise. By: Chairman.

Mr. Edwards called on Mr. Gomez with SSA to explain the item to the Airport Commission. Mr. Gomez presented the Commission with a one page bullet list on the work that has been performed with opening the floor for questions from the Commission.

7. Legislative Update – Report was presented by Mr. Michael Taffaro, PA/AP Legal Counsel.

8. Status Report– Report will be given at the June meeting.

9. Public Relations /Marketing Report– Report will be given at the July meeting.

10. Financial Report – Report was presented by Nicholas Vidrine, Airport Business Manager.

11. Business Development Report – Report was presented by presented by Vincent Caire, Airport Development & Administrative Manager.

12. Administrative Matters.

None.

13. Adjourn.

A motion was made by Mr. Lowery, seconded by Mr. Robinson, to adjourn the meeting. The meeting adjourned at 4:42 pm.

RESPECTFULLY SUBMITTED,

Mike Edwards

Mike Edwards
Director of Aviation

ME/lw

BATON ROUGE METROPOLITAN AIRPORT

May 4, 2021

| Project | Status | Consultant | Contractor | Current Budget | Paid to Date | Remaining Balance |
|----------------------------------------------|---------------------------------------------------------------------------------------------------------------------|--------------------------------------------------------------------------|-----------------------------------------------------------------------|----------------|--------------|-------------------|
| I. CONSTRUCTION | | | | | | |
| ACTIVE PROJECTS | | | | | | |
| North Airpark Development - Utility Corridor | NTP 3/17/21 | | | | | |
| Grant | State F.50000732 | | | \$ 1,680,000 | \$ - | \$ 1,680,000 |
| Design | FP&C No. 50-N41-12-01 | Forte & Tablada, Engineers | TBD | | | |
| Construction | | | TBD | | | |
| Multi-Plex Generator | Bids Approved by Council | ADG | Raygen Services | \$438,500 | | \$438,500 |
| Construction | | | | | | |
| Runway 13/31 Safety Area/RPZ Improvements | | | | | | |
| Grant | AIP 3-22-0006-110-2018 AIP 3-22-0006-112-2018 AIP 3-22-0006-113-2019 State H.013690 | | | \$ 14,514,909 | \$ 6,748,146 | \$ 7,766,763 |
| Design | Phase I Design Complete Phase II Design In Progress Phase III & V Design Complete Phase IV Design Complete | Volkert, Inc. Volkert, Inc. Stanley Consultants PEC Corporation | | | | |
| Grant | AIP 3-22-006-114-2020 | | | \$ 6,047,867 | \$ 1,031,780 | \$ 5,016,087 |
| Construction | Phase I - Demolition Complete Phase I - Plank Road - Clearing Complete | | Terry Honore Construction (\$441,073) Boone Services (\$2,624,000) | | | |
| Grant | AIP 3-22-006-116-2020 | | | \$ 16,666,667 | \$ 85,732 | \$ 16,580,935 |
| Construction | Phase IV- Perimeter Road Preparing Sub-Grade, Installing Box Culvert | | Boone Services (\$1,303,882.23) | | | |
| Total Active Projects | | | | \$ 39,347,943 | \$ 7,865,658 | \$ 31,482,285 |
| | | | | | | |
| Total Planning Projects | | | | \$ - | \$ - | \$ - |

Yellow Denotes there is a change in the project

Red Denotes the change

MARKETING, PUBLIC RELATIONS & AIR SERVICE DEVELOPMENT REPORT



BTR



Enplanements

| Month | 2019 | 2020 | % Change | 2021 | % Change |
|--------------|---------|---------|----------|--------|----------|
| January | 29,057 | 30,452 | 4.80% | 12,631 | -58.52% |
| February | 27,395 | 30,906 | 12.80% | 11,956 | -61.31% |
| March | 35,033 | 16,219 | -53.70% | 17,362 | +7.11% |
| April | 35,470 | 1,749 | -95.00% | | |
| May | 35,835 | 5,208 | -85.40% | | |
| June | 35,943 | 7,768 | -78.40% | | |
| July | 35,288 | 11,480 | -67.40% | | |
| August | 33,202 | 12,081 | -63.60% | | |
| September | 32,881 | 15,629 | -52.60% | | |
| October | 39,490 | 17,777 | -54.90% | | |
| November | 36,792 | 17,062 | -53.60% | | |
| December | 35,751 | 15,473 | -56.70% | | |
| Year-To-Date | 412,283 | 181,795 | -55.92% | 41,949 | -45.92% |



BTR

COVID-19 IMPACT BEGAN IN MARCH 2020

Deplanements

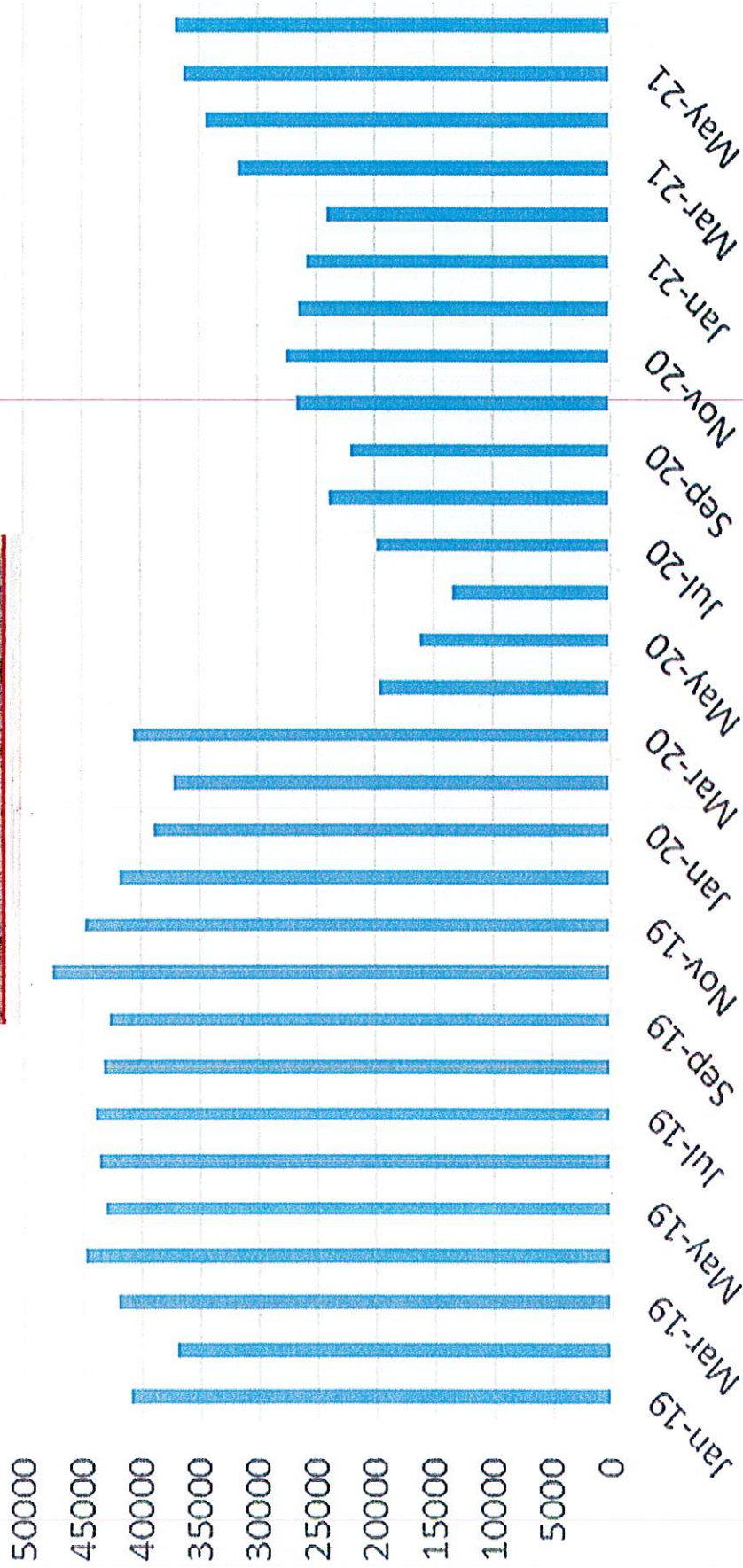
| Month | 2019 | 2020 | % Change | 2021 | % Change |
|--------------|---------|---------|----------|--------|----------|
| January | 29,365 | 31,418 | 6.70% | 13,497 | -56.94 |
| February | 28,268 | 30,855 | 9.20% | 11,918 | -61.37% |
| March | 34,775 | 16,757 | -51.80% | 17,563 | +4.81% |
| April | 35,128 | 1,628 | -95.40% | | |
| May | 33,835 | 5,320 | -84.30% | | |
| June | 35,806 | 7,453 | -79.20% | | |
| July | 35,307 | 11,100 | -68.50% | | |
| August | 34,112 | 13,094 | -61.60% | | |
| September | 32,744 | 15,692 | -51.70% | | |
| October | 39,885 | 17,435 | -56.30% | | |
| November | 36,701 | 16,272 | -55.60% | | |
| December | 34,467 | 15,026 | -56.40% | | |
| Year-To-Date | 410,142 | 181,980 | -55.63% | 42,978 | -45.57% |



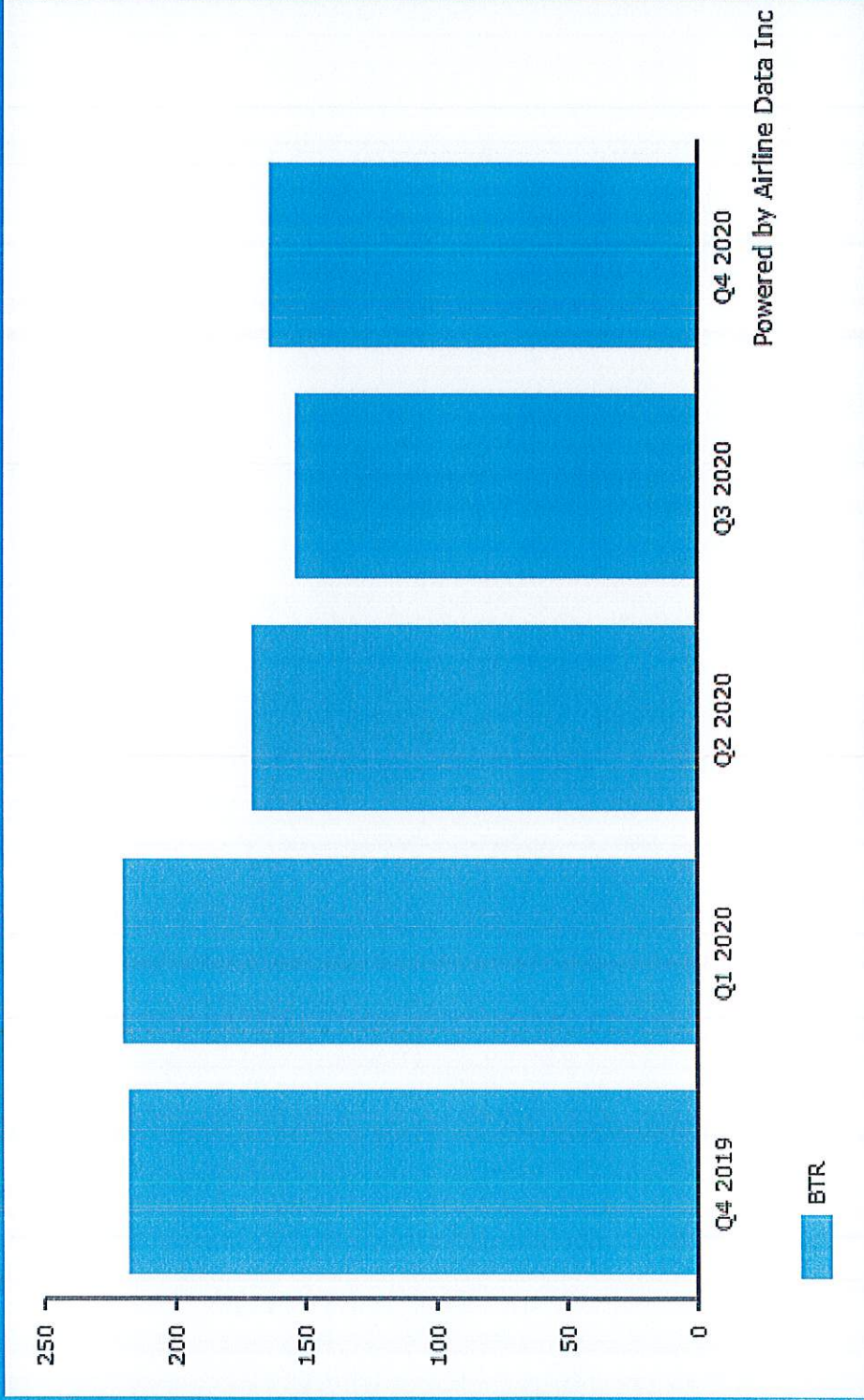
BTR

COVID-19 IMPACT BEGAN IN MARCH 2020

BTR Airline Seating Capacity Recovering



BTR Average Fare Declining



BTR



February & 2021 YTD On-Time Performance for BTR Compared to Nearby Airports (DOT)

Full Year 2021

BTR 88.5%

LFT 92.7%

MSY 90.0%

GPT 87.4%

February 2021

BTR 87.3%

LFT 93.2%

MSY 90.6%

GPT 85.3%



BTR

Source: DOT BTS (Bureau of Transportation Statistics)

BTR Baggage Delivery Data by Airline

April 2021

Average Delivery Time

American 17:14 (10.29% late)

Delta 16:77 (2.27% late)

United 14:07 (2.12% late)

* Late if delivery time exceeds 20 minutes after flight arrival



BTR



2nd Quarter Advertising




- Television: COX, WAFB, WBRZ, WGMB, WVLA
- Print & Digital: Tiger Rag Email & Twitter Sponsorship
- Radio: WRKF, Guaranty Media
- Online/Digital: Premion OTT, Facebook Ads; Google Display & Video Ads; Business Report Daily Report
- Outdoor: “Blue Skies Ahead” & “Turn Around” – Two Permanent Billboards & Select Digital



BTR



New BTR Print Ads



**GREATER BATON ROUGE AIRPORT DISTRICT
STATEMENT OF REVENUES AND EXPENDITURES
FOR THE PERIOD ENDING FEBRUARY 2021**

| | 2021 APPROVED BUDGET (+) | 2021 EXPENDITURES/ REVENUES (-) | (=) 2021 BALANCE | VARIANCE | FEBRUARY 2020 EXPENDITURES/ REVENUES | 2021 EXPENDITURES/ REVENUES COMPARED TO 2020 |
|--------------------|--------------------------------|---------------------------------------|---------------------|----------|-----------------------------------------|-------------------------------------------------------|
| Total Expenditures | 2,183,954.96 | 2,015,165.00 | 168,789.96 | -7.73% | 2,412,983.47 | -16.49% |
| Total Revenues | 2,093,225.00 | 1,731,597.41 | (361,627.59) | -17.28% | 2,422,519.04 | -28.52% |
| Surplus (Deficit) | | <u>(283,567.59)</u> | | | <u>9,535.57</u> | |



**BATON ROUGE METRO AIRPORT
CUSTOMER FACILITY CHARGE
ACCRUAL BASIS**

| | 2019 | 2020 | % Change 21/19 | 2021 | % Change 21/20 |
|-------------------------------------|--------------|--------------|-------------------|------------|-------------------|
| January | 133,455.00 | 143,504.10 | -33.06% | 89,333.55 | -37.75% |
| February | 141,652.95 | 141,788.25 | -21.45% | 111,265.46 | -21.53% |
| March | 169,961.40 | 117,846.30 | -13.42% | 147,151.05 | 24.87% |
| April | 179,241.75 | 37,939.35 | - | - | - |
| May | 176,492.70 | 55,823.55 | - | - | - |
| June | 165,441.15 | 74,216.85 | - | - | - |
| July | 165,201.30 | 79,273.50 | - | - | - |
| August | 164,530.95 | 80,202.15 | - | - | - |
| September | 154,986.15 | 155,313.00 | - | - | - |
| October | 176,099.10 | 233,300.25 | - | - | - |
| November | 166,548.15 | 228,498.00 | - | - | - |
| December | 151,365.52 | 182,304.45 | - | - | - |
| Totals for the Period Ending | | | | | |
| March 31, 2021 | 1,944,976.12 | 1,530,009.75 | - | 347,750.06 | |



**BATON ROUGE METRO AIRPORT
PASSENGER FACILITY CHARGE
ACCRUAL BASIS**

| | 2019 | 2020 | % Change 21/19 | 2021 | % Change 21/20 |
|-------------------------------------|--------------|------------|-------------------|------------|-------------------|
| January | 122,226.38 | 128,552.37 | -57.38% | 52,087.35 | -59.48% |
| February | 115,707.23 | 130,637.62 | -56.95% | 49,817.72 | -61.87% |
| March | 147,442.54 | 66,951.89 | -51.48% | 71,535.05 | 6.85% |
| April | 149,185.37 | 6,308.43 | | - | - |
| May | 152,126.67 | 21,019.32 | | - | - |
| June | 151,305.74 | 32,147.97 | | - | - |
| July | 149,387.31 | 48,167.08 | | - | - |
| August | 140,084.90 | 50,142.58 | | - | - |
| September | 139,926.86 | 59,235.94 | | - | - |
| October | 167,509.23 | 75,104.12 | | - | - |
| November | 155,419.17 | 71,319.94 | | - | - |
| December | 150,809.67 | 64,550.56 | | - | - |
| Totals for the Period Ending | | | | | |
| March 31, 2021 | 1,741,131.07 | 754,137.82 | | 173,440.12 | |



BTR

BATON ROUGE
METROPOLITAN AIRPORT

BATON ROUGE METRO AIRPORT PARKING GARAGE REVENUES ACCRUAL BASIS

| | 2019 | 2020 | % Change 21/19 | 2021 | % Change 21/20 |
|--------------------------|--------------|--------------|-------------------|------------|-------------------|
| January | 259,096.82 | 282,535.67 | -59.11% | 105,938.61 | -62.50% |
| February | 254,746.46 | 277,696.12 | -56.00% | 112,077.76 | -59.64% |
| March | 321,750.09 | 148,456.12 | -59.69% | 129,698.04 | -12.64% |
| April | 306,114.60 | 16,355.61 | - | - | - |
| May | 323,273.22 | 35,718.98 | - | - | - |
| June | 335,718.99 | 59,414.28 | - | - | - |
| July | 322,783.19 | 93,460.30 | - | - | - |
| August | 322,326.97 | 98,434.29 | - | - | - |
| September | 325,727.15 | 125,231.47 | - | - | - |
| October | 344,990.47 | 142,277.86 | - | - | - |
| November | 301,512.07 | 134,536.15 | - | - | - |
| December | 289,671.67 | 103,688.95 | - | - | - |
| Totals for the Periods | 3,707,711.70 | 1,517,805.80 | | 347,714.41 | |
| Ending February 29, 2021 | | | | | |



BATON ROUGE METRO AIRPORT
TNC REVENUE
ACCRUAL BASIS

| | 2019 | | 2020 | | 2021 | | % Change 21/20 |
|-------------------------------------------------|-----------------|-------|-----------------|----------|-----------------|-------|-------------------|
| | Pickups Uber | Lyft | Pickups Uber | Lyft | Pickups Uber | Lyft | |
| January | | | 2,689 | 1,366 | 949 | 501 | -64.24% |
| February | | | 2,305 | 1,175 | 598 | 301 | -74.17% |
| March | | | 1,151 | 627 | 942 | 462 | -21.03% |
| April | | | 102 | 69 | - | - | - |
| May | | | 214 | 181 | - | - | - |
| June | | | 347 | 227 | - | - | - |
| July | | | 486 | 214 | - | - | - |
| August | | | 679 | 342 | - | - | - |
| September | | | 814 | 396 | - | - | - |
| October | | | 947 | 439 | - | - | - |
| November | | | 826 | 412 | - | - | - |
| December | | | 775 | 361 | - | - | - |
| Totals for the Periods Ending March 31, 2021 | 2,427 | 1,104 | 11,335.00 | 5,809.00 | 2,489 | 1,264 | 10,696.05 |

Totals for the Periods
Ending March 31, 2021

AIRPORT COMMISSION AGENDA

SUPPORTING DOCUMENT NO. 10

BATON ROUGE METROPOLITAN AIRPORT

July 13, 2021

| Project | Status | Consultant | Contractor | Current Budget | Paid to Date | Remaining Balance |
|----------------------------------------------|------------------------------------------------------------------------------------------------------------------------------------------------------------------------------------------------------|----------------------------------------------------------------------------------|-----------------------------------------------------------------------|----------------------|---------------------|----------------------|
| I. CONSTRUCTION | | | | | | |
| ACTIVE PROJECTS | | | | | | |
| North Airpark Development - Utility Corridor | NTP 3/17/21 | | | | | |
| Grant | State F.50000732 | | | \$ 1,680,000 | \$ 49,736 | \$ 1,630,264 |
| Design | FP&C No. 50-N41-12-01 - Consultant working on Preliminary Plans | Forte & Tablada, Engineers | TBD | | | |
| Construction | | | TBD | | | |
| Multi-Plex Generator | Notice to Proceed June 14, 2021 | ADG | Raygen Services | \$438,500 | \$ 2,015 | \$438,500 |
| Construction | | | | | | |
| Runway 13/31 Safety Area/RPZ Improvements | | | | | | |
| Grant | AIP 3-22-0006-110-2018 AIP 3-22-0006-112-2018 AIP 3-22-0006-113-2019 State H.013690 | | | \$ 14,514,909 | \$ 6,800,646 | \$ 7,714,263 |
| Design | Phase I Design Complete Phase II Design In Progress - Layouts have been agreed to by DOTD. Working on Environmental update proposal. Phase III & V Design Complete Phase IV Design Complete | Volkert, Inc. Volkert, Inc. Stanley Consultants PEC Corporation | | | | |
| Grant | AIP 3-22-006-114-2020 | | | \$ 6,047,867 | \$ 1,031,780 | \$ 5,016,087 |
| Construction | Phase I - Demolition Complete Phase I - Plank Road - Clearing Complete | | Terry Honore Construction (\$441,073) Boone Services (\$2,624,000) | | | |
| Grant | AIP 3-22-006-116-2020 | | | \$ 16,666,667 | \$ 445,979 | \$ 16,220,688 |
| Construction | Phase IV- Perimeter Road Installing base course and installing fence. | | Boone Services (\$1,303,882.23) | | | |
| Total Active Projects | | | | \$ 39,347,943 | \$ 8,328,141 | \$ 31,019,802 |
| Total Planning Projects | | | | \$ - | \$ - | \$ - |

Yellow Denotes there is a change in the project

Red Denotes the change

AIRPORT COMMISSION AGENDA

SUPPORTING DOCUMENT NO. 11

MARKETING, PUBLIC RELATIONS & AIR SERVICE DEVELOPMENT REPORT



BTR



Enplanements

| Month | 2019 | 2020 | % Change | 2021 | % Change |
|--------------|---------|---------|----------|--------|-----------|
| January | 29,057 | 30,452 | 4.80% | 12,631 | -58.52% |
| February | 27,395 | 30,906 | 12.80% | 11,956 | -61.31% |
| March | 35,033 | 16,219 | -53.70% | 17,362 | +7.11% |
| April | 35,470 | 1,749 | -95.00% | 21,867 | +1150.26% |
| May | 35,835 | 5,208 | -85.40% | 27,696 | +431.80% |
| June | 35,943 | 7,768 | -78.40% | | |
| July | 35,288 | 11,480 | -67.40% | | |
| August | 33,202 | 12,081 | -63.60% | | |
| September | 32,881 | 15,629 | -52.60% | | |
| October | 39,490 | 17,777 | -54.90% | | |
| November | 36,792 | 17,062 | -53.60% | | |
| December | 35,751 | 15,473 | -56.70% | | |
| Year-To-Date | 412,283 | 181,795 | -55.92% | 91,512 | +8.27% |



BTR

COVID-19 IMPACT BEGAN IN MARCH 2020

Deplanements

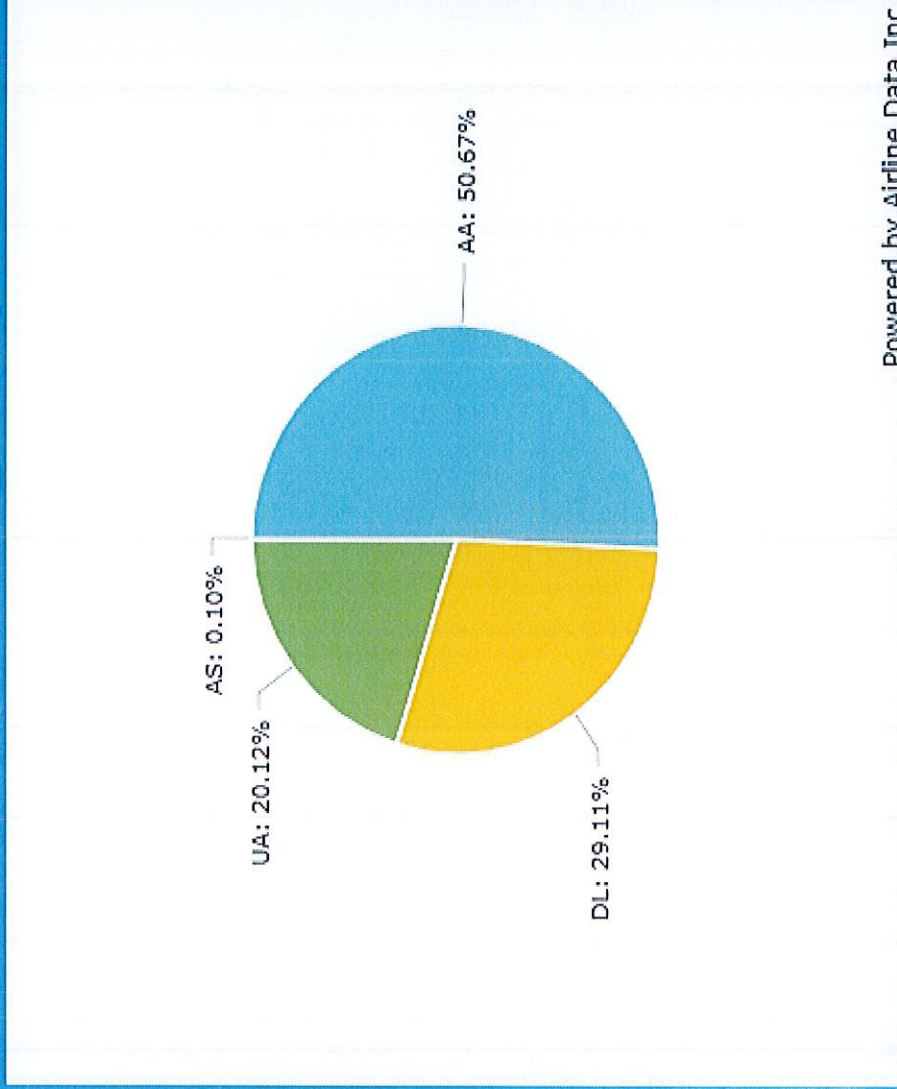
| Month | 2019 | 2020 | % Change | 2021 | % Change |
|--------------|---------|---------|----------|--------|-----------|
| January | 29,365 | 31,418 | 6.70% | 13,497 | -56.94 |
| February | 28,268 | 30,855 | 9.20% | 11,918 | -61.37% |
| March | 34,775 | 16,757 | -51.80% | 17,563 | +4.81% |
| April | 35,128 | 1,628 | -95.40% | 21,931 | +1247.11% |
| May | 33,835 | 5,320 | -84.30% | 26,929 | 406.18% |
| June | 35,806 | 7,453 | -79.20% | | |
| July | 35,307 | 11,100 | -68.50% | | |
| August | 34,112 | 13,094 | -61.60% | | |
| September | 32,744 | 15,692 | -51.70% | | |
| October | 39,885 | 17,435 | -56.30% | | |
| November | 36,701 | 16,272 | -55.60% | | |
| December | 34,467 | 15,026 | -56.40% | | |
| Year-To-Date | 410,142 | 181,980 | -55.63% | 91,838 | +6.90% |



BTR

COVID-19 IMPACT BEGAN IN MARCH 2020

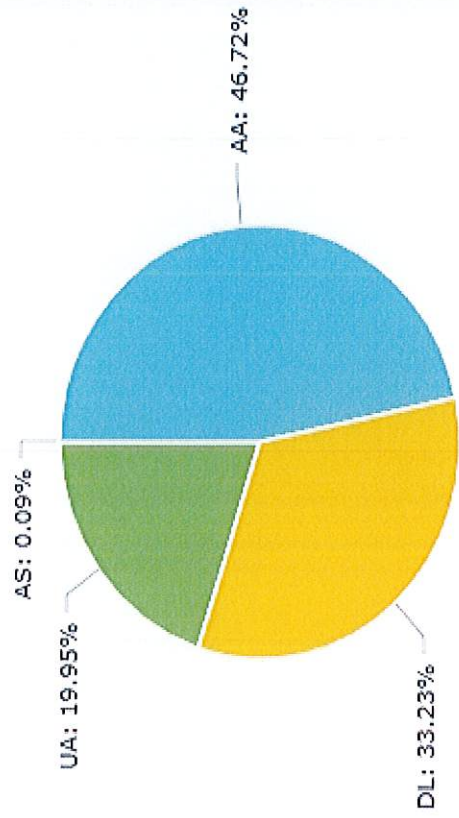
BTR Airline Passenger Shares - 12 Months Ending May



Powered by Airline Data Inc



BTR Airline Revenue Shares - 12 Months Ending May



Powered by Airline Data Inc



BTR



Average Fares 2019 - 2021

| Airport | 2019 | 2020 | 2021 YTD |
|---------|----------|----------|----------|
| BTR | \$224.02 | \$186.14 | \$176.07 |
| LFT | \$217.49 | \$195.04 | \$178.81 |
| SHV | \$227.71 | \$182.86 | \$190.72 |
| MSY | \$149.98 | \$124.91 | \$100.11 |



BTR



April & 2021 YTD On-Time Performance for BTR Compared to Nearby Airports (DOT)

Year-to-Date 2021

BTR 90.2%

LFT 91.9%

MSY 89.3%

GPT 88.4%

April 2021

BTR 92.4%

LFT 90.07%

MSY 86.1%

GPT 89.2%



Source: DOT BTS (Bureau of Transportation Statistics)

BTR Baggage Delivery Data by Airline June 2021

Average Delivery Time

American 14:57 (8.54% late)

Delta 16:57 (14.22% late)

United 11:53 (3.57% late)

* Late if delivery time exceeds 20 minutes after flight arrival



BTR



3rd Quarter Advertising

- Television: COX, WAFB, WBRZ, WGMB, WVLA
- Print & Digital: Tiger Rag Email & Twitter
- Sponsorship
- Radio: WRKF, Guaranty Media
- Online/Digital: Premion OTT, Facebook Ads; Google Display & Video Ads; Business Report Daily Report
- Outdoor: “Take Off” Message at I-10 BR (vinyl); “Turn Around” Message at I-10 Gonzales (vinyl)
- Rotating Messages on Select Digital Boards



BTR



Summer Ad Campaign



AIRPORT COMMISSION AGENDA

SUPPORTING DOCUMENT NO. 12

GREATER BATON ROUGE AIRPORT DISTRICT
STATEMENT OF REVENUES AND EXPENDITURES
FOR THE PERIOD ENDING MAY 2021

| | 2021 APPROVED BUDGET | (-) | 2021 EXPENDITURES/ REVENUES | (=) | 2021 BALANCE | VARIANCE | MAY 2020 EXPENDITURES/ REVENUES | 2021 EXPENDITURES/ REVENUES COMPARED TO 2020 |
|--------------------|----------------------------|-----|-----------------------------------|-----|--------------|----------|------------------------------------|-------------------------------------------------------|
| Total Expenditures | 5,489,712.39 | | 5,079,485.26 | | 410,227.13 | -7.47% | 5,422,952.89 | -6.33% |
| Total Revenues | 5,269,562.50 | | 4,779,563.68 | | (489,998.82) | -9.30% | 5,322,683.93 | -10.20% |
| Surplus (Deficit) | | | (299,921.58) | | | | (100,268.96) | |



**BATON ROUGE METRO AIRPORT
CUSTOMER FACILITY CHARGE
ACCRUAL BASIS**

| | 2019 | 2020 | 2021 | % Change 19/21 |
|-------------------------------------|------------|------------|------------|-------------------|
| January | 133,455.00 | 143,504.10 | 109,500.75 | 82.05% |
| February | 141,652.95 | 141,788.25 | 111,265.45 | 78.55% |
| March | 169,961.40 | 117,846.30 | 147,151.05 | 86.58% |
| April | 179,241.75 | 37,939.35 | 130,601.40 | 72.86% |
| May | 176,492.70 | 55,823.55 | 139,408.20 | 78.99% |
| June | 165,441.15 | 74,216.85 | - | - |
| July | 165,201.30 | 79,273.50 | - | - |
| August | 164,530.95 | 80,202.15 | - | - |
| September | 154,986.15 | 155,313.00 | - | - |
| October | 176,099.10 | 233,300.25 | - | - |
| November | 166,548.15 | 228,498.00 | - | - |
| December | 151,365.52 | 182,304.45 | - | - |
| Totals for the Period Ending | | | | |
| May 31, 2021 | 800,803.80 | 496,901.55 | 637,926.85 | 79.81% |



BTR

BATON ROUGE
METROPOLITAN AIRPORT

**BATON ROUGE METRO AIRPORT
PASSENGER FACILITY CHARGE
ACCRUAL BASIS**

| | 2019 | 2020 | 2021 | % Change 19/21 |
|-------------------------------------|-------------|-------------|-------------|---------------------------|
| January | 122,226.38 | 128,552.37 | 52,087.35 | 42.62% |
| February | 115,707.23 | 130,637.62 | 49,817.72 | 43.05% |
| March | 147,442.54 | 66,951.89 | 71,535.05 | 48.52% |
| April | 149,185.37 | 6,308.43 | 92,365.60 | 61.91% |
| May | 152,126.67 | 21,019.32 | 114,890.69 | 75.52% |
| June | 151,305.74 | 32,147.97 | - | - |
| July | 149,387.31 | 48,167.08 | - | - |
| August | 140,084.90 | 50,142.58 | - | - |
| September | 139,926.86 | 59,235.94 | - | - |
| October | 167,509.23 | 75,104.12 | - | - |
| November | 155,419.17 | 71,319.94 | - | - |
| December | 150,809.67 | 64,550.56 | - | - |
| Totals for the Period Ending | | | | |
| May 31, 2021 | 686,688.19 | 353,469.63 | 380,696.41 | 54.32% |



BTR

BATON ROUGE
METROPOLITAN AIRPORT

BATON ROUGE METRO AIRPORT
TNC REVENUE
ACCRUAL BASIS

| | 2019 | | 2020 | | 2021 | | % Change 20/21 |
|----------------------------------------------|-----------------|-----------------|-----------------|-----------------|-----------------|-----------------|-------------------|
| | Pickups Uber | Pickups Lyft | Pickups Uber | Pickups Lyft | Pickups Uber | Pickups Lyft | |
| January | | | 2,689 | 1,366 | 949 | 501 | 35.76% |
| February | | | 2,305 | 1,175 | 598 | 301 | 25.83% |
| March | | | 1,151 | 627 | 942 | 462 | 78.97% |
| April | | | 102 | 69 | 1,123 | 587 | 1000.00% |
| May | | | 214 | 181 | 1,304 | 749 | 519.75% |
| June | | | 347 | 227 | - | - | - |
| July | | | 486 | 214 | - | - | - |
| August | | | 679 | 342 | - | - | - |
| September | | | 814 | 396 | - | - | - |
| October | | | 947 | 439 | - | - | - |
| November | | | 826 | 412 | - | - | - |
| December | | | 775 | 361 | - | - | - |
| Totals for the Period Ending May 31, 2021 | 2,427 | 1,104 | 6,461.00 | 3,418.00 | 4,916 | 2,600 | 332.06% |
| | | 10,063.35 | 28,155.15 | 21,420.60 | | | |



BTR

BATON ROUGE
METROPOLITAN AIRPORT

**BATON ROUGE METRO AIRPORT
PARKING GARAGE REVENUES
ACCRUAL BASIS**

| | 2019 | 2020 | % Change 19/20 | 2021 | % Change 19/21 |
|------------------------------|--------------|------------|-------------------|------------|-------------------|
| January | 259,096.82 | 282,535.67 | 109.05% | 105,938.61 | 40.89% |
| February | 254,746.46 | 277,696.12 | 109.01% | 112,077.76 | 44.00% |
| March | 321,750.09 | 148,456.12 | 46.14% | 129,636.24 | 40.29% |
| April | 306,114.60 | 16,355.61 | 5.34% | 161,473.40 | 52.75% |
| May | 323,273.22 | 35,718.98 | 11.05% | 174,505.88 | 53.98% |
| June | 335,718.99 | 59,414.28 | 17.70% | - | - |
| July | 322,783.19 | 93,460.30 | 28.95% | - | - |
| August | 322,326.97 | 98,434.29 | 30.54% | - | - |
| September | 325,727.15 | 125,231.47 | 38.45% | - | - |
| October | 344,990.47 | 142,277.86 | 41.24% | - | - |
| November | 301,512.07 | 134,536.15 | 44.62% | - | - |
| December | 289,671.67 | 103,688.95 | 35.80% | - | - |
| Totals for the Period Ending | 1,464,981.19 | 760,762.50 | 43.16% | 683,631.89 | 46.38% |
| May 31, 2021 | | | | | |