



**BATON ROUGE  
METROPOLITAN AIRPORT**  
9430 Jackie Cochran Drive  
Suite 300, Terminal Building  
Baton Rouge, LA 70807  
**PHONE** (225) 355-0333  
**FAX** (225) 355-2334

**Agenda**  
**Baton Rouge Metropolitan Airport Commission**  
**Regular Meeting**  
**Tuesday, June 14, 2022**  
**3:30 p.m.**  
**Airport Administration Conference Room**  
**Suite 300, 3<sup>rd</sup> floor Terminal Building**

1. **Call to Order.**
2. **Pledge of Allegiance.**
3. **Roll Call.**

**Public Comment Policy**

All items on this agenda are open for public comment. Those members of the public desiring to speak on a particular item should approach the podium and request to speak after the item is announced by the Chairman. They will be required to give their name and address and the Chairman will allocate a specific amount of time for members of the public to speak.

4. **Approval of the minutes of the regular meeting of April 5, 2022.**
5. **Authorization for the Mayor-President and/or Chairman of the Airport Commission to execute a Professional Service Agreement with Shread Kuyrkendall and Associates, Inc. to provide for preliminary design, surveying, design & bidding services for the Northwest Aviation Development Taxiway in the amount not to exceed \$292,427.53. By: Director of Aviation.**
6. **Authorization for the Mayor-President and/or Chairman of the Airport Commission to execute a Professional Service Agreement with Pivotal Engineering, LLC to provide preliminary design and surveys, design & bidding, and construction services for the Employee Parking Lot in an amount not to exceed \$ 76,554.00. By: Director of Aviation.**

- 7. Authorization for the Mayor-President and/or Chairman of the Airport Commission to execute a Professional Services Contract with Runway Safe Inc. to provide for EMAS inspection, Field Strength Test (Required Annually by FAA) and onsite supervision for EMAS repairs in an amount not to exceed \$ 77,250.00. By: Director of Aviation.**
  
- 8. Authorization for the Mayor-President and/or Chairman of the Airport Commission to execute a Transportation Network Company License Agreement with River North Transit, LLC for a period up to five (5) years at a rate of \$3.00 per pick-up at the Baton Rouge Metropolitan Airport and other associated fees. By: Director of Aviation**
  
- 9. Legislative wrap-up.**
  
- 10. Status Report – Report will be given at the June meeting.**
  
- 11. Public Relations /Marketing Report – Report will be given at the July meeting.**
  
- 12. Financial Report – Report will be given at June meeting.**
  
- 13. Business Development Report – Report will be given at July meeting.**
  
- 14. Administrative Matters.**
  
- 15. Adjourn.**

**AIRPORT COMMISSION AGENDA**

**SUPPORTING DOCUMENT NO. 4**



BATON ROUGE  
METROPOLITAN AIRPORT  
9430 Jackie Cochran Drive  
Suite 300, Terminal Building  
Baton Rouge, LA 70807  
PHONE (225) 355-0333  
FAX (225) 355-2334

MINUTES

BATON ROUGE METROPOLITAN AIRPORT  
REGULAR MEETING  
THURSDAY, APRIL 5, 2022  
3:30 P.M.  
AIRPORT ADMINISTRATION CONFERENCE ROOM  
SUITE 300, 3<sup>RD</sup> FLOOR TERMINAL BUILDING

1. CALL TO ORDER.

Chairman, Johnny Fife, called the meeting to order.

2. PLEDGE OF ALLEGIANCE.

The Pledge of Allegiance was led by Councilman, Dunn Jr.

3. ROLL CALL.

MEMBERS  
ATTENDING

Mr. Buckley  
Mr. Butler  
Mr. Callender  
Mr. Dodds  
Councilman Dunn Jr.  
Mr. Fife  
Mr. Lowery  
Mr. Myles  
3:34pm Ms. Payton  
Mr. Profita  
Mr. Robinson

MEMBERS  
ABSENT

Mr. Welch  
Rep. Carpenter

A/P STAFF  
ATTENDING

Mr. Edwards  
Mr. Taffaro  
Mrs. Jewel  
Ms. Wallace  
Ms. Nolan  
Mr. Caire  
Mr. Vidrine  
Ms. Williams  
Mr. Newton  
Mr. Caldwell  
Mr. Jones  
Ms. Fountain

OTHERS  
ATTENDING

Mr. Krouse  
Mr. Cambre  
Mrs. Conerly

Public Comment Policy

All items on this agenda are open for public comment. Those members of the public desiring to speak on a particular item should approach the podium and request to speak after the item is announced by the Chairman. They will be required to give their name and address and the Chairman will allocate a specific amount of time for members of the public to speak.

**4. Approval of the minutes of the regular meeting of March 8, 2022.**

A motion was made by Mr. Profita, seconded by Mr. Lowery, to approve the minutes of the regular meeting of February 1, 2022.

There being no opposition, the motion carried.

**5. Authorization for the Mayor-President and/ or Chairman of the Airport Commission to execute a lease agreement with Rosie's Gourmet Popcorn, LLC to operate a popcorn kiosk in the terminal building for a period of one (1) year, with a one (1) year mutual option to renew at a rental rate of \$550.00 per month or 11% of gross revenues whichever is greater. By: Director of Aviation.**

Mr. Edwards explained the item to the Airport Commission at this time. After a brief discussion, a motion was made by Mr. Lowery, seconded by Mr. Callender, to approve the item.

There being no opposition, the motion carried.

**6. Authorization for the Mayor-President and/or Chairman of the Airport Commission to submit and execute a grant application to the Federal Aviation Administration (FAA) and the State of Louisiana, Office of Aviation for the Northwest Aviation Development Taxiway Project in the amount of \$1,333,333.00; and authorization to accept and execute the grant agreement and all necessary documents in connection therewith at the appropriate time. (Funding Source: Federal \$1,200,000.00; State \$133,333.00). By: Director of Aviation.**

Mr. Edwards explained the item to the Airport Commission at this time. After a brief discussion, a motion was made by Mr. Robinson, seconded by Mr. Fife, to approve the item.

There being no opposition, the motion carried.

**7. Accepting the low bid received for the Baton Rouge Metropolitan Airport Maintenance & Inspection of Passenger Boarding Bridges at BRMA. By: Director of Aviation.**

**Estimate: \$60,000.00**

**Bidders**

**Base Bid**

**Airport Bridge Company**

**\$59,482.00**

Mr. Edwards explained the item to the Airport Commission at this time. After a brief discussion, a motion was made by Councilman, Dunn Jr. seconded by Mr. Mr. Dodds, to approve the item.

There being no opposition, the motion carried.

- 8. Accepting the low bid received for the Baton Rouge Metropolitan Airport Inspection & Maintenance of Conveyor Belt Systems at BRMA. By: Director of Aviation.**

**Estimate: \$32,750.00**

**Bidders**

**Base Bid**

**Airport Bridge Company Inc.**

**\$19,350.00**

Mr. Edwards explained the item to the Airport Commission at this time. After a brief discussion, a motion was made by Mr. Dodds, seconded by Councilman, Dunn Jr. to approve the item.

There being no opposition, the motion carried.

- 9. Legislative Update**– Report was presented by Mr. Michael Taffaro, PA/AP Legal Counsel.
- 10. Status Report**– Report will be given at the June meeting.
- 11. Public Relations /Marketing Report**– Report was presented by Mr. Jim Caldwell, Marketing Manager.
- 12. Financial Report** – Report was presented by Nicholas Vidrine, Airport Business Manager.

Mr. Edwards provided the Airport Commission with a status update for the Assistant Director position. The contract with ACS will allow the firm to complete the Assistant Director search.

Chairman Johnny Fife presented Mr. Matthew Butler with a gavel for his service as Chairman of the Airport Commission for past (1) year.

- 13. Business Development Report** – Report will be given at the May meeting.

**14. Administrative Matters.**

None.

**15. Adjourn.**

A motion was made by Mr. Callender, seconded by Councilman, Dunn Jr. to adjourn the meeting.  
The meeting adjourned at 4:09 pm.

RESPECTFULLY SUBMITTED,

*Mike Edwards*

Mike Edwards  
Director of Aviation

ME/lw

**BATON ROUGE METROPOLITIAN AIRPORT**

April 5, 2022

Project Name	Runway 13/31 Safety Area/ RPZ Improvements - Phase I-Construction	Runway 13/31 Safety Area/ RPZ Improvements - Phase II	Runway 13/31 Safety Area/ RPZ Improvements - Phase IV	North Airpark Infrastructure Development	Taxiway L and Decommissioning of 4R 22L	Northwest Aviation Taxiway Development	Employee Parking Lot Reconstruction & Expansion	
Status	Working on North Section	Phase II EA - Update Underway. Preparing Draft Document	Final Acceptance Approved Preparing As Builts	ROW plans complete. Plans sent to Facility Planning	Going through consultant negotiations.	Going through consultant negotiations.	Received Revised Proposal	
Issues								
Consultant	Volkert, Inc.	Kutchins & Groh - EA Volkert, Inc.	PEC	Forté & Tablada	Stanley Consultants	Shread Kuyrkendall	Pivotal	
Contractor	Boone Services		Boone Services	TBD	TBD	TBD	TBD	
Percentage Complete	20%	EA 60% Complete	100%	60%		TBD	TBD	
Current Budget	7,047,866	17,034,909	23,653,192	1,680,000				49,415,967
Paid to Date	1,167,183	6,828,744	1,378,385	79,643				9,453,955
Remaining Balance	5,880,683	10,206,165	22,274,807	1,600,357		TBD	TBD	39,962,012
								\$ 39,962,012

Updated Information



# MARKETING, PUBLIC RELATIONS & AIR SERVICE DEVELOPMENT REPORT



**BTR**



# 2022 Enplanements

Month	2021	2022	Percent Change	2022 Percent Of 2019
January	12,456	20,407	63.83%	73.30%
February	11,956	23,508	96.62%	85.73%
March	17,280	26,029	50.63%	74.30%
April	21,867			
May	27,208			
June	27,721			
July	28,232			
August	22,930			
September	29,861			
October	29,449			
November	27,240			
December	25,519			
Year-To-Date	281,719	69,944	70.36%	77.78%



**BTR**

COVID-19 IMPACT BEGAN IN MARCH 2020

# 2022 Deplanements

Month	2021	2022	Percent Change	2022 Percent Of 2019
January	13,497	20,961	55.30%	71.38%
February	11,918	22,359	87.61%	79.10%
March	17,563	26,312	49.81%	75.66%
April	21,931			
May	26,929			
June	26,766			
July	28,306			
August	23,693			
September	30,228			
October	29,413			
November	26,920			
December	23,951			
Year-To-Date	281,115	69,632	64.24%	75.38%



**BTR**

COVID-19 IMPACT BEGAN IN MARCH 2020

# BTR Daily May Schedule

BTR	ATL	DL	2.0	B 717*
BTR	ATL	DL	2.0	CRJ
BTR	CLT	AA	2.0	CR9
BTR	DFW	AA	5.0	CR7
BTR	IAH	UA	1.0	EMB 175
<u>BTR</u>	<u>IAH</u>	<u>UA</u>	<u>4.0</u>	<u>ERJ</u>

## 16 Daily Round-Trip Flights

32,517 TOTAL SEATS COMPARED TO 43,012 IN MAY 2019

\* DL GOES TO 4 BOEING 717 MAINLINE JETS IN JUNE



**BTR**



# January 2022 YTD On-Time Performance for BTR Compared to Nearby Airports (DOT)

## January 2022

BTR 87.09%

LFT 77.90%

MSY 85.33%

GPT 88.62%

## Full Year 2022

BTR 87.09%

LFT 77.90%



MSY 85.33%

GPT 88.62%



Source: DOT BTS (Bureau of Transportation Statistics)

# Friends of BTR Charity Golf Classic Scheduled for Friday, May 6th at the Copper Mill Golf Club Golf Course



**BTR**



# New Take Off Billboard Installed on I-10 in Baton Rouge



**BTR**



## 2nd Quarter Advertising

- Television: COX, WBRZ, WGMB, WVLA, WAFB
- Print & Digital: 225 Magazine, Tiger Rag Email & Twitter Sponsorship
- Radio: WRKF, WYNK, WFMF, WDGL, KRVE, WJBO, WNXX, WBRP (all include streaming)
- Online/Digital: Premion OTT: Facebook Ads; Instagram; Google Display & Video Ads Business Report
- Outdoor: “Take Off” Message at I-10 BR (vinyl); “Turn Around” Message at I-10 Gonzales (vinyl)



**BTR**







**BTR**

BATON ROUGE  
METROPOLITAN AIRPORT

**GREATER BATON ROUGE AIRPORT DISTRICT  
STATEMENT OF REVENUES AND EXPENDITURES  
FOR THE PERIOD ENDING FEBRUARY 2022**

	2022 APPROVED BUDGET	(+)	2022 EXPENDITURES/ REVENUES	(=)	2022 BALANCE	VARIANCE	FEBRUARY 2021 EXPENDITURES/ REVENUES	2022 EXPENDITURES/ REVENUES COMPARED TO 2021
Total Expenditures	2,353,617.37		1,852,800.71		500,816.66	-21.28%	2,064,299.23	-10.25%
Total Revenues	2,229,845.00		2,150,381.12		(79,463.88)	-3.56%	1,728,107.75	24.44%
Surplus (Deficit)			<u>297,580.41</u>				<u>(336,191.48)</u>	



**BATON ROUGE METRO AIRPORT**  
**CUSTOMER FACILITY CHARGE**  
**ACCURAL BASIS**

	2020	2021	2022	% Change 21/22
January	143,504.10	109,500.75	145,416.75	32.80%
February	141,788.25	111,265.45	151,732.80	36.37%
March	117,846.30	147,151.05	-	-
April	37,939.35	130,601.40	-	-
May	55,823.55	139,408.20	-	-
June	74,216.85	130,558.35	-	-
July	79,273.50	126,788.40	-	-
August	80,202.15	122,225.10	-	-
September	155,313.00	172,876.50	-	-
October	233,300.25	252,554.75	-	-
November	228,498.00	228,005.10	-	-
December	182,304.45	194,284.65	-	-
<b>Totals for the Period Ending</b>	<b>285,292.35</b>	<b>220,766.20</b>	<b>297,149.55</b>	<b>34.60%</b>
February 28, 2022				



**BATON ROUGE METRO AIRPORT**  
**PASSENGER FACILITY CHARGE**  
**ACCRUAL BASIS**

	2020	2021	2022	% Change 21/22
January	128,552.37	52,087.35	86,324.96	65.73%
February	130,637.62	49,817.72	100,157.85	101.05%
March	66,951.89	71,535.05	-	-
April	6,308.43	92,365.60	-	-
May	21,019.32	114,890.69	-	-
June	32,147.97	117,507.13	-	-
July	48,167.08	119,838.22	-	-
August	50,142.58	97,317.52	-	-
September	59,235.94	127,928.99	-	-
October	75,104.12	125,558.39	-	-
November	71,319.94	116,062.82	-	-
December	64,550.56	109,262.71	-	-
Totals for the Period Ending February 28, 2022	259,189.99	101,905.07	186,482.81	83.00%



# BTR

BATON ROUGE  
METROPOLITAN AIRPORT

**BATON ROUGE METRO AIRPORT  
PARKING GARAGE REVENUES  
ACCRUAL BASIS**

	2020	2021	2022	% Change 21/22
January	282,535.67	104,251.02	181,478.40	74.08%
February	277,696.12	117,425.66	188,711.23	60.71%
March	148,456.12	123,756.24	-	-
April	16,355.61	161,538.86	-	-
May	35,718.98	215,954.07	-	-
June	59,414.28	239,346.06	-	-
July	93,460.30	254,825.83	-	-
August	98,434.29	180,328.80	-	-
September	125,231.47	287,858.94	-	-
October	142,277.86	275,121.42	-	-
November	134,536.15	218,865.39	-	-
December	103,688.95	189,272.17	-	-
Totals for the Period Ending February 28, 2022	560,231.79	221,676.68	370,189.63	67.00%



**BTR**

BATON ROUGE  
METROPOLITAN AIRPORT

BATON ROUGE METRO AIRPORT  
TNC REVENUE  
ACCRUAL BASIS

	2020			2021			2022			% Change 21/22
	Uber	Pickups Lyft	2020	Uber	Pickups Lyft	2021	Uber	Pickups Lyft	2022	
January	2,689	1,366	11,556.75	949	501	4,132.50	1,593	1,004	7,401.45	79.10%
February	2,305	1,175	9,918.00	598	301	2,562.15	1,311	873	6,224.40	142.94%
March	1,151	627	5,067.30	942	462	4,001.40	-	-	-	-
April	102	69	487.35	1,123	587	4,873.50	-	-	-	-
May	214	181	1,125.75	1,304	749	5,851.05	-	-	-	-
June	347	227	1,635.90	1,428	786	6,309.90	-	-	-	-
July	486	214	1,995.00	1,432	786	6,321.30	-	-	-	-
August	679	342	2,909.85	1,399	866	6,455.25	-	-	-	-
September	814	396	3,448.50	1,428	1,005	6,934.05	-	-	-	-
October	947	439	3,950.10	1,906	1,063	8,461.65	-	-	-	-
November	826	412	3,528.30	1,828	1,120	8,401.80	-	-	-	-
December	775	361	3,237.60	1,349	793	6,104.70	-	-	-	-
<b>Totals for the Period Ending February 28, 2022</b>	<b>4,994</b>	<b>2,541</b>	<b>21,474.75</b>	<b>1,547</b>	<b>802</b>	<b>6,694.65</b>	<b>2,904</b>	<b>1,877</b>	<b>13,625.85</b>	<b>103.53%</b>



**GREATER BATON ROUGE AIRPORT DISTRICT  
STATEMENT OF REVENUES AND EXPENDITURES  
FOR THE PERIOD ENDING MARCH 2022**

	2022 APPROVED BUDGET	(-)	2022 EXPENDITURES/ REVENUES	(=)	2022 BALANCE	VARIANCE	MARCH 2021 EXPENDITURES/ REVENUES	2022 EXPENDITURES/ REVENUES COMPARED TO 2021
<b>Total Expenditures</b>	3,530,426.05		2,961,216.24		569,209.81	-16.12%	3,088,095.75	-4.11%
<b>Total Revenues</b>	3,344,767.50		3,358,971.46		14,203.96	0.42%	2,765,413.86	21.46%
<b>Surplus (Deficit)</b>			<u>397,755.22</u>				<u>(322,681.89)</u>	



**BATON ROUGE METRO AIRPORT  
CUSTOMER FACILITY CHARGE  
ACCRUAL BASIS**

	<b>2020</b>	<b>2021</b>	<b>2022</b>	<b>% Change 21/22</b>
January	143,504.10	109,500.75	145,416.75	32.80%
February	141,788.25	111,265.45	158,190.30	42.17%
March	117,846.30	147,151.05	191,895.15	30.41%
April	37,939.35	130,601.40	-	-
May	55,823.55	139,408.20	-	-
June	74,216.85	130,558.35	-	-
July	79,273.50	126,788.40	-	-
August	80,202.15	122,225.10	-	-
September	155,313.00	172,876.50	-	-
October	233,300.25	252,554.75	-	-
November	228,498.00	228,005.10	-	-
December	182,304.45	194,284.65	-	-
Totals for the Period Ending March 31, 2022	403,138.65	367,917.25	495,502.20	34.68%



**BATON ROUGE METRO AIRPORT**  
**PASSENGER FACILITY CHARGE**  
**ACCRUAL BASIS**

	<b>2020</b>	<b>2021</b>	<b>2022</b>	<b>% Change 21/22</b>
January	128,552.37	52,087.35	86,324.96	65.73%
February	130,637.62	49,817.72	100,157.85	101.05%
March	66,951.89	71,535.05	110,685.07	54.73%
April	6,308.43	92,365.60	-	-
May	21,019.32	114,890.69	-	-
June	32,147.97	117,507.13	-	-
July	48,167.08	119,838.22	-	-
August	50,142.58	97,317.52	-	-
September	59,235.94	127,928.99	-	-
October	75,104.12	125,558.39	-	-
November	71,319.94	116,062.82	-	-
December	64,550.56	109,262.71	-	-
<b>Totals for the Period Ending March 31, 2022</b>	<b>326,141.88</b>	<b>173,440.12</b>	<b>297,167.88</b>	<b>71.34%</b>





# BTR

BATON ROUGE  
METROPOLITAN AIRPORT

**BATON ROUGE METRO AIRPORT  
PARKING GARAGE REVENUES  
ACCRUAL BASIS**

	2020	2021	2022	% Change 21/22
January	282,535.67	104,251.02	181,478.40	74.08%
February	277,696.12	117,425.66	195,427.23	66.43%
March	148,456.12	123,756.24	249,851.93	101.89%
April	16,355.61	161,538.86	-	-
May	35,718.98	215,954.07	-	-
June	59,414.28	239,346.06	-	-
July	93,460.30	254,825.83	-	-
August	98,434.29	180,328.80	-	-
September	125,231.47	287,858.94	-	-
October	142,277.86	275,121.42	-	-
November	134,536.15	218,865.39	-	-
December	103,688.95	189,272.17	-	-
Totals for the Period Ending March 31, 2022	708,687.91	345,432.92	626,757.56	81.44%



# BTR

BATON ROUGE  
METROPOLITAN AIRPORT

**BATON ROUGE METRO AIRPORT  
TNC REVENUE  
ACCRUAL BASIS**


	2020		2021		2022		% Change 21/22
	Uber	Pickups Lyft	Uber	Pickups Lyft	Uber	Pickups Lyft	
January	2,689	1,366	949	501	1,593	1,004	79.10%
February	2,305	1,175	598	301	1,311	873	142.94%
March	1,151	627	942	462	1,653	1,150	99.64%
April	102	69	1,123	587	-	-	-
May	214	181	1,304	749	-	-	-
June	347	227	1,428	786	-	-	-
July	486	214	1,432	786	-	-	-
August	679	342	1,399	866	-	-	-
September	814	396	1,428	1,005	-	-	-
October	947	439	1,906	1,063	-	-	-
November	826	412	1,828	1,120	-	-	-
December	775	361	1,349	793	-	-	-
<b>Totals for the Period Ending March 31, 2022</b>	<b>6,145</b>	<b>3,168</b>	<b>2,489</b>	<b>1,264</b>	<b>4,557</b>	<b>3,027</b>	<b>102.08%</b>

**AIRPORT COMMISSION AGENDA**

**SUPPORTING DOCUMENT NO. 10**

June 14, 2022

Project Name	Runway 13/31 Safety Area/RPZ Improvements - Phase I- Construction	Runway 13/31 Safety Area/RPZ Improvements- Phase II	Runway 13/31 Safety Area/RPZ Improvements- Phase IV	Runway 13/31 Safety Area/RPZ Improvements- Phase III, IVB, V	North Airpark Infrastructure Development	Taxiway L and Decommissioning of 4R 22L	Northwest Aviation Taxiway Development	Employee Parking Lot Reconstruction & Expansion	Taxiway B1
Status	Working on North Section	Phase II EA - Public Meeting June 16	Final Acceptance Approved Preparing As Builts	On hold until Phase II design begins.	Waiting on DHH permit. Negotiations with utilities ongoing.	Going through consultant negotiations	Contract on June Agenda	Contract on June Agenda	Going through Consultant Selection
Issues									
Consultant	Volkert, Inc.	Kutchins & Groh - EA Volkert, Inc.	PEC	PEC/Stanley Consultants	Forte & Tablada	Stanley Consultants	Shread Kuyrkendall	Pivotal	TBD
Contractor	Boone Services		Boone Services	TBD	TBD	TBD	TBD	TBD	TBD
Percentage Complete	25%	EA 70% Complete	100%	70%	60%	N/A	N/A	N/A	N/A
Current Budget	7,047,866	39,309,716	1,378,385	7,077,779	4,900,000	22,000,000	2,000,000	1,000,000	500,000
Paid to Date	1,167,183	8,705,282	1,378,385	0	98,005	0	0	0	0
Remaining Balance	5,880,683	30,604,434	0	7,077,779	4,801,995	22,000,000	2,000,000	1,000,000	500,000

 Updated Information

**AIRPORT COMMISSION AGENDA**

**SUPPORTING DOCUMENT NO. 11**

# MARKETING, PUBLIC RELATIONS & AIR SERVICE DEVELOPMENT REPORT



**BTR**



# 2022 Enplanements

Month	2021	2022	Percent Change	2022 Percent Of 2019
January	12,456	20,407	64%	73%
February	11,956	23,508	97%	86%
March	17,280	26,029	51%	74%
April	21,867	27,021	24%	76%
May	27,208			
June	27,721			
July	28,232			
August	22,930			
September	29,861			
October	29,449			
November	27,240			
December	25,519			
Year-To-Date	281,719	96,965	59%	77%

COVID-19 IMPACT BEGAN IN MARCH 2020



**BTR**



# 2022 Deplanements

Month	2021	2022	Percent Change	2022 Percent Of 2019
January	13,497	20,961	55%	71%
February	11,918	22,359	88%	79%
March	17,563	26,312	50%	76%
April	21,931	26,859	22%	76%
May	26,929			
June	26,766			
July	28,306			
August	23,693			
September	30,228			
October	29,413			
November	26,920			
December	23,951			
Year-To-Date	281,115	96,491	54%	76%

COVID-19 IMPACT BEGAN IN MARCH 2020



**BTR**





# BTR June Daily Weekday Schedule

BTR – ATL 4 Daily Delta Flights  
including First Class)

Boeing 717 (DL replaced 2 CRJs with 112-seat Boeing 717s

BTR – CLT 2 Daily American Flights CRJ 900 (76 seats including First Class)

BTR – DFW 6 Daily American Flights 4 CRJ 700 / 1 EMB 175 (63 seats & 76 seats including First Class)

BTR - IAH 5 Daily United Flights EMB 145 (50 seats with no First Class)

17 daily weekday flights compared to 22 in June 2019

32,943 seats compared to 43,586 in June 2019



**BTR**



# March 2022 & YTD On-Time Performance for BTR Compared to Nearby Airports (DOT)

## March 2022

BTR 84.46%

LFT 79.10%

MSY 72.52%

GPT 82.65%

## YTD 2022

BTR 86.19%

LFT 77.85%

MSY 79.05%

GPT 84.85%



**BTR**

Source: DOT BTS (Bureau of Transportation Statistics)

## 2nd Quarter Advertising

- Television: COX, WBRZ, WGMB, WVLA, WAFB
- Print & Digital: 225 Magazine, Tiger Rag Email & Twitter Sponsorship
- Radio: WRKF, WYNK, WFMF, WDGL, KRVE, WJBO, WNXX, WBRP (all include streaming)
- Online/Digital: Premion OTT: Facebook Ads; Instagram; Google Display & Video Ads Business Report
- Outdoor: “Take Off” Message at I-10 BR (vinyl); “Turn Around” Message at I-10 Gonzales (vinyl)



**BTR**



**AIRPORT COMMISSION AGENDA**

**SUPPORTING DOCUMENT NO. 12**



**GREATER BATON ROUGE AIRPORT DISTRICT  
STATEMENT OF REVENUES AND EXPENDITURES  
FOR THE PERIOD ENDING APRIL 2022**

	2022 APPROVED BUDGET	(-)	2022 EXPENDITURES/ REVENUES	(=)	2022 BALANCE	VARIANCE	APRIL 2021 EXPENDITURES/ REVENUES	2022 EXPENDITURES/ REVENUES COMPARED TO 2021
<b>Total Expenditures</b>	4,813,619.22		4,333,573.97		480,045.24	-9.97%	4,263,540.92	1.64%
<b>Total Revenues</b>	4,459,690.00		4,576,067.96		116,377.96	2.61%	3,706,493.89	23.46%
<b>Surplus (Deficit)</b>			<u>242,493.99</u>				<u>(557,047.03)</u>	



**BATON ROUGE METRO AIRPORT  
CUSTOMER FACILITY CHARGE  
ACCRUAL BASIS**

	<b>2020</b>	<b>2021</b>	<b>2022</b>	<b>% Change 21/22</b>
January	143,504.10	109,500.75	145,416.75	32.80%
February	141,788.25	111,265.45	158,190.30	42.17%
March	117,846.30	147,151.05	191,895.15	30.41%
April	37,939.35	130,601.40	203,718.75	55.99%
May	55,823.55	139,408.20	-	-
June	74,216.85	130,558.35	-	-
July	79,273.50	126,788.40	-	-
August	80,202.15	122,225.10	-	-
September	155,313.00	172,876.50	-	-
October	233,300.25	252,554.75	-	-
November	228,498.00	228,005.10	-	-
December	182,304.45	194,284.65	-	-
<b>Totals for the Period Ending April 30, 2022</b>	<b>403,138.65</b>	<b>367,917.25</b>	<b>699,220.95</b>	<b>90.05%</b>



**BATON ROUGE METRO AIRPORT**  
**PASSENGER FACILITY CHARGE**  
**ACCRUAL BASIS**

	2020	2021	2022	% Change 21/22
January	128,552.37	52,087.35	86,324.96	65.73%
February	130,637.62	49,817.72	100,157.85	101.05%
March	66,951.89	71,535.05	110,685.07	54.73%
April	6,308.43	92,365.60	115,404.32	24.94%
May	21,019.32	114,890.69	-	-
June	32,147.97	117,507.13	-	-
July	48,167.08	119,838.22	-	-
August	50,142.58	97,317.52	-	-
September	59,235.94	127,928.99	-	-
October	75,104.12	125,558.39	-	-
November	71,319.94	116,062.82	-	-
December	64,550.56	109,262.71	-	-
Totals for the Period Ending April 30, 2022	326,141.88	173,440.12	412,572.20	137.88%



# BTR

BATON ROUGE  
METROPOLITAN AIRPORT

**BATON ROUGE METRO AIRPORT  
PARKING GARAGE REVENUES  
ACCRUAL BASIS**

	2020	2021	2022	% Change 21/22
January	282,535.67	104,251.02	181,478.40	74.08%
February	277,696.12	117,425.66	195,427.23	66.43%
March	148,456.12	123,756.24	249,851.93	101.89%
April	16,355.61	161,538.86	231,779.46	43.48%
May	35,718.98	215,954.07	-	-
June	59,414.28	239,346.06	-	-
July	93,460.30	254,825.83	-	-
August	98,434.29	180,328.80	-	-
September	125,231.47	287,858.94	-	-
October	142,277.86	275,121.42	-	-
November	134,536.15	218,865.39	-	-
December	103,688.95	189,272.17	-	-
Totals for the Period Ending April 30, 2022	708,687.91	345,432.92	858,537.02	148.54%





# BTR

BATON ROUGE  
METROPOLITAN AIRPORT

BATON ROUGE METRO AIRPORT  
TNC REVENUE  
ACCRUAL BASIS

	2020 Pickups			2020 Fees			2021 Pickups			2021 Fees			2022 Pickups		2022 Fees		% Change 21/22
	Uber	Lyft		Uber	Lyft		Uber	Lyft		Uber	Lyft		Uber	Lyft			
January	2,689	1,366	11,556.75	949	501	4,132.50	1,593	1,004	7,401.45	1,593	1,004	7,401.45	1,593	1,004	7,401.45		79.10%
February	2,305	1,175	9,918.00	598	301	2,562.15	1,311	873	6,224.40	1,311	873	6,224.40	1,311	873	6,224.40		142.94%
March	1,151	627	5,067.30	942	462	4,001.40	1,653	1,150	7,988.55	1,653	1,150	7,988.55	1,653	1,150	7,988.55		99.64%
April	102	69	487.35	1,123	587	4,873.50	1,658	1,160	8,031.30	1,658	1,160	8,031.30	1,658	1,160	8,031.30		64.80%
May	214	181	1,125.75	1,304	749	5,851.05	-	-	-	-	-	-	-	-	-		-
June	347	227	1,635.90	1,428	786	6,309.90	-	-	-	-	-	-	-	-	-		-
July	486	214	1,995.00	1,432	786	6,321.30	-	-	-	-	-	-	-	-	-		-
August	679	342	2,909.85	1,399	866	6,455.25	-	-	-	-	-	-	-	-	-		-
September	814	396	3,448.50	1,428	1,005	6,934.05	-	-	-	-	-	-	-	-	-		-
October	947	439	3,950.10	1,906	1,063	8,461.65	-	-	-	-	-	-	-	-	-		-
November	826	412	3,528.30	1,828	1,120	8,401.80	-	-	-	-	-	-	-	-	-		-
December	775	361	3,237.60	1,349	793	6,104.70	-	-	-	-	-	-	-	-	-		-
Totals for the Period Ending April 30, 2022	6,247	3,237	27,029.40	3,612	1,851	15,569.55	6,215	4,187	29,645.70	6,215	4,187	29,645.70	6,215	4,187	29,645.70		90.41%