



BATON ROUGE  
METROPOLITAN AIRPORT  
9430 Jackie Cochran Drive  
Suite 300, Terminal Building  
Baton Rouge, LA 70807  
**PHONE** (225) 355-0333  
**FAX** (225) 355-2334

**Agenda**  
**Baton Rouge Metropolitan Airport Commission**  
**Regular Meeting**  
**Tuesday, May 9, 2023**  
**3:30 p.m.**  
**Airport Administration Conference Room**  
**Suite 300, 3<sup>rd</sup> floor Terminal Building**

1. **Call to Order.**
2. **Pledge of Allegiance.**
3. **Roll Call.**

**Public Comment Policy**

All items on this agenda are open for public comment. Those members of the public desiring to speak on a particular item should approach the podium and request to speak after the item is announced by the Chairman. They will be required to give their name and address and the Chairman will allocate a specific amount of time for members of the public to speak.

4. **Approval of the minutes of the regular meeting of April 4, 2023.**
5. **Authorization for the Mayor-President and/or Chairman of the Airport Commission to execute Supplemental Agreement No. 1 with Covalent Logic for the Baton Rouge Metropolitan Airport to provide additional marketing and advertising services in an amount not to exceed \$100,000.00. By: Director of Aviation.**
6. **Authorization for the Mayor-President and/or Chairman of the Airport Commission to execute a servitude of passage with Williams Jet Center Condominium Association, Inc. By: Director of Aviation.**

- 7. Legislative Update**
- 8. Status Report** – Report will be given at June meeting.
- 9. Public Relations /Marketing Report** – Report will be given at the July meeting.
- 10. Financial Report** – Report will be given at May meeting.
- 11. Business Development Report** – Report will be given at the May meeting.
- 12. Administrative Matters.**
- 13. Adjourn.**

**AIRPORT COMMISSION AGENDA**

**SUPPORTING DOCUMENT NO. 4**



BATON ROUGE  
METROPOLITAN AIRPORT  
9430 Jackie Cochran Drive  
Suite 300, Terminal Building  
Baton Rouge, LA 70807  
**PHONE** (225) 355-0333  
**FAX** (225) 355-2334

## MINUTES

**BATON ROUGE METROPOLITAN AIRPORT  
REGULAR MEETING  
TUESDAY, APRIL 4, 2023  
3:30 P.M.  
AIRPORT ADMINISTRATION CONFERENCE ROOM  
SUITE 300, 3<sup>RD</sup> FLOOR TERMINAL BUILDING**

**1. CALL TO ORDER.**

Chairman, Johnny Fife, called the meeting to order.

**2. PLEDGE OF ALLEGIANCE.**

The Pledge of Allegiance was led by Mr. Lowery.

**3. ROLL CALL.**

**MEMBERS  
ATTENDING**

Mr. Arrigo  
Mr. Butler  
Mr. Callender  
3:32pm Councilman Dunn, Jr.  
Mr. Fife  
Mr. Lowery  
Ms. Payton  
Mr. Profita  
Mr. Welch  
Mr. Johnson IV

**MEMBERS  
ABSENT**

Mr. Buckley  
Mr. Myles  
Mr. Robinson

**A/P STAFF  
ATTENDING**

Mr. Edwards  
Mr. Taffaro  
Mrs. Jewell  
Mr. Alford  
Ms. Williams  
Mr. Caldwell  
Mr. Vidrine  
Mr. Milano  
Ms. Nolan  
Mr. Newton

**OTHERS  
ATTENDING**

Mr. Alan  
Mr. Murray  
Mr. Freneaux

### Public Comment Policy

All items on this agenda are open for public comment. Those members of the public desiring to speak on a particular item should approach the podium and request to speak after the item is announced by the Chairman. They will be required to give their name and address and the Chairman will allocate a specific amount of time for members of the public to speak.

**4. Approval of the minutes of the regular meeting of March 7, 2023.**

A motion was made by Mr. Callender, seconded by Mr. Arrigo, to approve the minutes of the regular meeting of March 7, 2023.

There being no opposition, the motion carried.

**5. Authorization for the Mayor-President and/or Chairman of the Airport Commission to execute Supplemental Agreement No. 1 with Shread Kuyrkendall and Associates, Inc. for the Northwest Aviation Development Taxiway to provide Construction Services in an amount not to exceed \$104,982.06. By: Director of Aviation.**

Mr. Edwards explained the item to the Airport Commission at this time. After a brief discussion, a motion was made by Mr. Butler, seconded by Mr. Lowery, to approve the item.

There being no opposition, the motion carried.

**6. Authorization for the Mayor-President and/or Chairman of the Airport Commission to execute a lease agreement with Total Delivery & Logistics, LLC to lease 6250 sq. ft. of cargo space for a period of two (2) years, with one (1), two (2) year mutual option to renew at a rental rate of \$34,375.00 per year. By: Director of Aviation.**

Mr. Edwards explained the item to the Airport Commission at this time. After a brief discussion, a motion was made by Mr. Lowery, seconded by Councilman Dunn, Jr., to approve the item.

There being no opposition, the motion carried.

**7. Authorizing the execution of a LADOTD “Review of Permit Request for Guide Signs on State Right of Way” for placement of guide signs at the intersection of Plank Road and Blount Road (facing north and/or south) in order to direct vehicle traffic toward Helix Aviation Academy located on Airpark Boulevard. The sign shall read “HELIX AVIATION ACADEMY” and have an accompanying directional arrow. By: Director of Aviation**

Mr. Edwards explained the item to the Airport Commission at this time. After a brief discussion, a motion was made by Mr. Profita, seconded by Mr. Lowery, to approve the item.

There being no opposition, the motion carried.

**8. Legislative e Update– Report was presented by Mr. Michael Taffaro, PA/AP Legal Counsel.**

9. **Status Report**– Report will be given at the June meeting.
10. **Public Relations /Marketing Report**– Report was presented by Mr. Jim Caldwell, Marketing Manager.
11. **Financial Report** – Report was presented by Nicholas Vidrine, Airport Business Manager.
12. **Business Development Report** – Report will be given at the May meeting.
13. **Administrative Matters.** None
14. **Adjourn.**

A motion was made by Mr. Profita, seconded by Mr. Arrigo, to adjourn the meeting. The meeting adjourned at 4:02 pm.

RESPECTFULLY SUBMITTED,

*Mike Edwards*

Mike Edwards  
Director of Aviation

ME/tw

Project Name	Runway 13/31 Safety Area/RPZ Improvements - Phase I - Construction	Runway 13/31 Safety Area/RPZ Improvements - Phase II	Runway 13/31 Safety Area/RPZ Improvements - Phase III, IVB, V	Passenger Walkway Bridges Replacement	North Airpark Infrastructure Development	Taxiway L and Decommissioning of 4R 22L	Northwest Aviation Taxiway Development	Employee Parking Lot Reconstruction & Expansion	Taxiway B1
Status	Working on North Section.	Received FONSI/ROD from FAA on EA update. Phase II design underway. Meeting scheduled with DOTD	On hold until Phase II. Preliminary completed.	Bids approved waiting for grant.	Plans and Specs Submitted. Going through City.	Preliminary Engineering Report in review	90% plans submitted. Safety plans sent to FAA.	30% plans received and comments returned.	Design underway. PER submitted. Safety plans submitted to FAA
Issues									
Consultant	Volkert, Inc.	Volkert, Inc.	PEC/Stanley Consultants	ICE	Forte & Tablada	Stanley Consultants	Shread Kuyrkendall	Pivotal	ICE
Contractor	Boone Services	TBD	TBD	JBT	TBD	TBD	TBD	TBD	TBD
Percentage Complete	50%	Plans 20% complete. EA Complete	70%	100%	Phase 1 95%	30%	90%	30%	30%
Current Budget	7,047,866	39,309,716	7,077,779	5,000,000	4,900,000	22,000,000	2,500,000	1,000,000	500,000
Paid to Date	1,167,183	8,705,282	0	\$ 129,762.00	124,969	\$ 165,922.67	\$ 111,737.20	0	\$ 3,200.00
Remaining Balance	5,880,683	30,604,434	7,077,779	4,870,238	4,775,031	21,834,077	2,388,263	1,000,000	496,800

Updated Information

# MARKETING, PUBLIC RELATIONS & AIR SERVICE DEVELOPMENT REPORT



**BTR**





# 2023 Enplanements

Month	2022	2023	Percent Change	2023 Percent Of 2019
January	20,407	24,734	21.20%	88.84%
February	23,508	26,528	12.85%	96.74%
March	26,029			
April	27,021			
May	29,546			
June	29,107			
July	28,595			
August	28,427			
September	32,148			
October	32,357			
November	29,876			
December	28,962			
Year-To-Date	335,983	51,262		92.76%

COVID-19 IMPACT BEGAN IN MARCH 2020



**BTR**

# 2023 Deplanements

Month	2022	2023	Percent Change	2023 Percent Of 2019
January	20,961	25,442	21.38%	86.64%
February	22,359	25,820	13.17%	94.99%
March	26,312			
April	26,859			
May	27,590			
June	29,145			
July	28,462			
August	29,205			
September	31,231			
October	33,658			
November	29,375			
December	27,036			
Year-To-Date	332,193	52,295		90.81%

COVID-19 IMPACT BEGAN IN MARCH 2020



**BTR**



## December 2022 On-Time %

- BTR 80.69%
- JAN 81.43%
- LFT 79.53%
- GPT 85.29%
- MSY 72.76%

## Full Year 2022 On-Time %

- BTR 85.27%
- JAN 84.01%
- LFT 81.02%
- GPT 85.78%
- MSY 77.27%



# BTR



# April Advertising


- Television: COX, WBRZ, WAFB
- Print & Digital: Tiger Rag Email & Twitter Sponsorship
- Radio: Guaranty Media, WRKF, WYNK, WDGL (include streaming)
- Online/Digital: Premion OTT: Facebook Ads; Instagram; Google Display & Video Ads
- Outdoor: Message at I-10 BR: “Your house to the White House. Nonstop.”  
Message at I-10 Gonzales: “Capital to Capitol. Nonstop.”




**BTR**





# New Billboard at I 10 Baton Rouge Westbound



**Your house  
to the  
White House.  
Nonstop.**

American Airlines 



 **BTR**  
BATON ROUGE METRO AIRPORT  
[flybtr.com](http://flybtr.com)

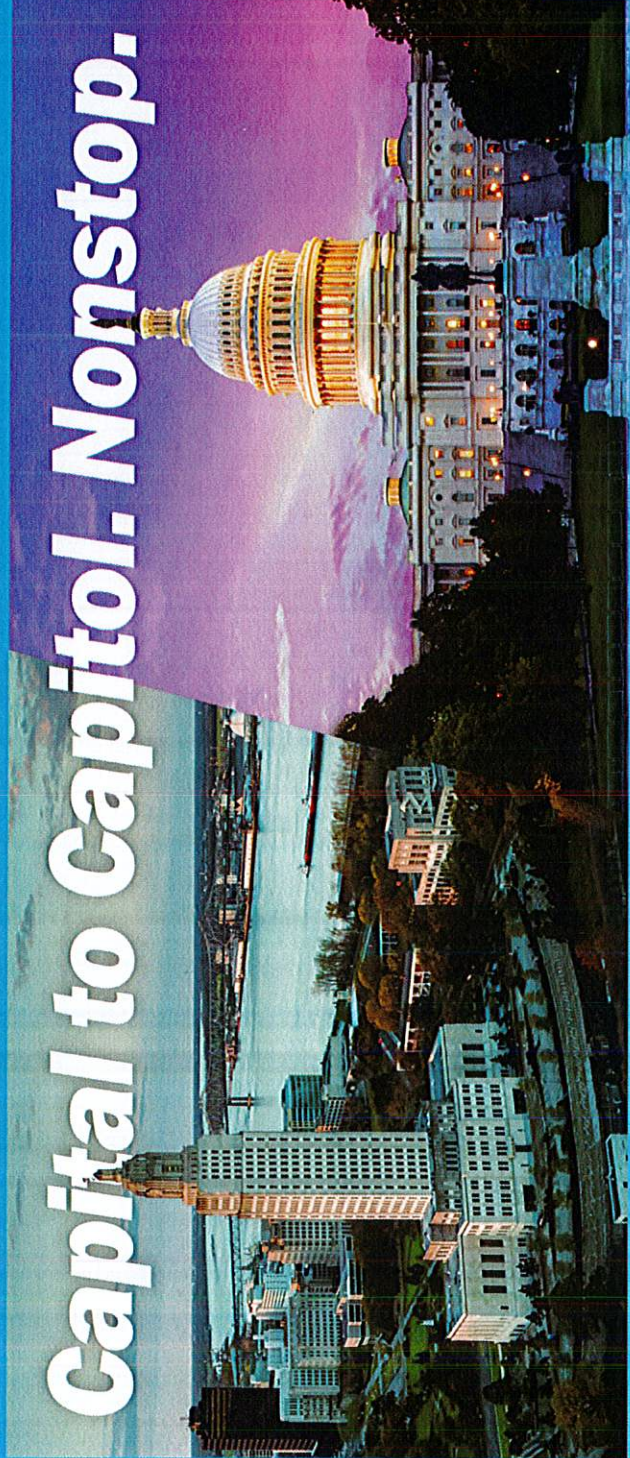
*It's about time*

**Takes Off June 2!**

Additional placements for rotating digital billboards are forthcoming



# New Billboard at I 10 Gonzales Southbound



## Capital to Capitol. Nonstop.

American Airlines



**BTR**  
BATON ROUGE METRO AIRPORT  
flybtr.com

*It's about time.*



**Takes Off June 2!**





**BTR**

BATON ROUGE  
METROPOLITAN AIRPORT

GREATER BATON ROUGE AIRPORT DISTRICT  
STATEMENT OF REVENUES AND EXPENDITURES  
FOR THE PERIOD ENDING FEBRUARY 2023

	2023 APPROVED BUDGET	(-)	2023 EXPENDITURES/ REVENUES	(=)	2023 BALANCE	VARIANCE	2023 EXPENDITURES/ REVENUES COMPARED TO 2022
Total Expenditures	2,512,257.07		1,323,521.87		1,188,735.20	-47.32%	1,968,185.25
Total Revenues	2,464,723.33		2,386,420.05		(78,303.28)	-3.18%	2,184,830.26
Surplus (Deficit)			1,062,898.18				216,645.01



**BATON ROUGE METRO AIRPORT**  
**CUSTOMER FACILITY CHARGE**  
**ACCRUAL BASIS**

	2019	2021	2022	2023	% Change 22/23
January	\$ 133,455.00	\$ 109,500.75	\$ 145,416.75	\$ 124,789.65	-14.18%
February	141,652.95	111,265.45	158,190.30	148,725.45	-5.98%
March	169,961.40	147,151.05	191,895.15	-	-
April	179,241.75	130,601.40	203,718.75	-	-
May	176,492.70	139,408.20	193,540.50	-	-
June	165,441.15	130,558.35	178,060.95	-	-
July	165,201.30	126,788.40	175,810.05	-	-
August	164,530.95	122,225.10	171,683.40	-	-
September	154,986.15	172,876.50	171,861.75	-	-
October	176,099.10	252,554.75	172,599.75	-	-
November	166,548.15	228,005.10	159,162.00	-	-
December	151,365.52	194,284.65	140,951.85	-	-
Totals for the Period Ending February 28, 2023	\$ 275,107.95	\$ 220,766.20	\$ 303,607.05	\$ 273,515.10	-9.91%





**BATON ROUGE METRO AIRPORT**  
**PASSENGER FACILITY CHARGE**  
**ACCRUAL BASIS**

	2019	2021	2022	2023	% Change 22/23
January	\$ 122,226.38	\$ 52,087.35	\$ 86,324.96	\$ 105,684.86	22.43%
February	115,707.23	49,817.72	100,157.85	113,349.80	13.17%
March	147,442.54	71,535.05	110,685.07	-	-
April	149,185.37	92,365.60	115,404.32	-	-
May	152,126.67	114,890.69	125,887.64	-	-
June	151,305.74	117,507.13	123,749.71	-	-
July	149,387.31	119,838.22	121,387.89	-	-
August	140,084.90	97,317.52	120,628.42	-	-
September	139,926.86	127,928.99	136,972.39	-	-
October	167,509.23	125,558.39	137,802.10	-	-
November	155,419.17	116,062.82	127,520.72	-	-
December	150,809.67	109,262.71	123,964.82	-	-
<b>Totals for the Period Ending</b>					
February 28, 2023	\$ 237,933.61	\$ 101,905.07	\$ 186,482.81	\$ 219,034.66	17.46%



# BTR

BATON ROUGE  
METROPOLITAN AIRPORT

**BATON ROUGE METRO AIRPORT  
PARKING GARAGE REVENUES  
ACCRUAL BASIS**

	2019	2021	2022	2023	% Change 22/23
January	\$ 259,096.82	\$ 104,251.02	\$ 181,478.40	\$ 244,899.03	34.95%
February	254,746.46	117,425.66	195,427.23	251,233.76	28.56%
March	321,750.09	123,756.24	249,244.17	-	-
April	306,114.60	161,538.86	231,779.46	-	-
May	323,273.22	215,954.07	249,357.44	-	-
June	335,718.99	239,346.06	268,143.25	-	-
July	322,783.19	254,825.83	281,993.87	-	-
August	322,326.97	180,328.80	274,856.40	-	-
September	325,727.15	287,858.94	299,707.15	-	-
October	344,990.47	275,121.42	321,501.79	-	-
November	301,512.07	218,865.39	259,789.19	-	-
December	289,671.67	189,272.17	241,864.02	-	-
Totals for the Period Ending February 28, 2023	\$ 513,843.28	\$ 221,676.68	\$ 376,905.63	\$ 496,132.79	31.63%



# BTR

BATON ROUGE  
METROPOLITAN AIRPORT

BATON ROUGE METRO AIRPORT  
TNC REVENUE  
ACCRUAL BASIS

	2021 Pickups		2021 Fees		2022 Pickups		2022 Fees		2023 Pickups		2023 Fees		% Change 22/23
	Uber	Lyft	Uber	Lyft	Uber	Lyft	Uber	Lyft	Uber	Lyft	Uber	Lyft	
January	949	501	11,556.75	1,593	1,004	4,132.50	2,099	1,312	9,721.35	135.24%			
February	598	301	9,918.00	1,311	873	2,562.15	1,629	1,029	7,575.30	195.66%			
March	942	462	5,067.30	1,653	1,150	4,001.40	-	-	-	-			
April	1,123	587	487.35	1,658	1,160	4,873.50	-	-	-	-			
May	1,304	749	1,125.75	1,638	999	5,851.05	-	-	-	-			
June	1,428	786	1,635.90	1,711	1,038	6,309.90	-	-	-	-			
July	1,432	786	1,995.00	1,591	1,051	6,321.30	-	-	-	-			
August	1,399	866	2,909.85	1,885	1,148	6,455.25	-	-	-	-			
September	1,428	1,005	3,448.50	1,908	1,112	6,934.05	-	-	-	-			
October	1,906	1,063	3,950.10	2,351	1,426	8,461.65	-	-	-	-			
November	1,828	1,120	3,528.30	2,094	1,394	8,401.80	-	-	-	-			
December	1,349	793	3,237.60	1,354	867	6,104.70	-	-	-	-			
<b>Totals for the Period Ending February 28, 2023</b>	<b>1,547</b>	<b>802</b>	<b>\$ 21,474.75</b>	<b>2,904</b>	<b>1,877</b>	<b>\$ 6,694.65</b>	<b>3,728</b>	<b>2,341</b>	<b>\$ 17,296.65</b>	<b>158.37%</b>			

**AIRPORT COMMISSION AGENDA**

**SUPPORTING DOCUMENT NO. 8**

Project Name	Runway 13/31 Safety Area/ RPZ Improvements - Phase I- Construction	Runway 13/31 Safety Area/ RPZ Improvements- Phase II	Runway 13/31 Safety Area/ RPZ Improvements- Phase III, IVB, V	Passenger Walkway Bridges Replacement	North Airpark Infrastructure Development	Taxiway L and Decommissioning of 4R 22L	Northwest Aviation Taxiway Development	Employee Parking Lot Reconstruction & Expansion	Taxiway B1
	Working on North Section. Concrete Poured on Approved Limits	Phase II design underway. ROW process begun.	On hold until Phase II Interim is designed. Preliminary completed.	Bids approved waiting for grant.	Plans and Specs being updated. Bid project in early June.	Preliminary Engineering Report comments received waiting for design proposal.	90% plans submitted. Safety plans sent to FAA.	30% plans received and comments returned.	Design underway. PER submitted. Safety plans submitted to FAA
Status									
Issues									
Consultant	Volkert, Inc.	Volkert, Inc.	PEC/Stanley Consultants	ICE	Forte & Tablada	Stanley Consultants	Shread Kuyrkendall	Pivotal	ICE
Contractor	Boone Services	TBD	TBD	JBT	TBD	TBD	TBD	TBD	TBD
Percentage Complete	60%	Plans 25% complete. EA Complete	70%	100%	Phase 1 100%	30%	90%	30%	30%
Current Budget	7,047,866	39,309,716	7,077,779	6,000,000	4,900,000	22,000,000	2,500,000	1,000,000	500,000
Paid to Date	1,167,183	8,705,282	0	\$129,762.00	124,969	\$ 165,922.67	\$ 111,737.20	0	\$ 3,200.00
Remaining Balance	5,880,683	30,604,434	7,077,779	5,870,238	4,775,031	21,834,077	2,388,263	1,000,000	496,800

Updated Information

**AIRPORT COMMISSION AGENDA**

**SUPPORTING DOCUMENT NO. 9**

# MARKETING, PUBLIC RELATIONS & AIR SERVICE DEVELOPMENT REPORT



**BTR**



# 2023 Enplanements

Month	2022	2023	Percent Change	2023 Percent Of 2019
January	20,407	24,734	21.20%	88.84%
February	23,508	26,528	12.85%	96.74%
March	26,029	31,309	20.29%	89.37%
April	27,021			
May	29,546			
June	29,107			
July	28,595			
August	28,427			
September	32,148			
October	32,357			
November	29,876			
December	28,962			
Year-To-Date	335,983	82,571	18.11%	91.45%

COVID-19 IMPACT BEGAN IN MARCH 2020



**BTR**





# 2023 Deplanements

Month	2022	2023	Percent Change	2023 Percent Of 2019
January	20,961	25,442	21.38%	86.64%
February	22,359	25,820	13.17%	94.99%
March	26,312	31,387	19.29%	90.26%
April	26,859			
May	27,590			
June	29,145			
July	28,462			
August	29,205			
September	31,231			
October	33,658			
November	29,375			
December	27,036			
Year-To-Date	332,193	83,682	17.95%	90.63%

COVID-19 IMPACT BEGAN IN MARCH 2020



**BTR**



# BTR 2023 Airline Seating Capacity Comparison to 2019 *Scheduled Capacity Increases Each Quarter in 2023; Second Half of Year Capacity is Within 2% of 2019*

## **2019 Seating Capacity**

1<sup>st</sup> Quarter = 119,948 seats  
2<sup>nd</sup> Quarter = 131,348 seats  
3<sup>rd</sup> Quarter = 129,701 seats  
4<sup>th</sup> Quarter = 134,170 seats

## **2023 Seating Capacity**

1<sup>st</sup> Quarter = 97,812 seats  
2<sup>nd</sup> Quarter = 115,628 seats  
3<sup>rd</sup> Quarter = 129,327 seats  
4<sup>th</sup> Quarter = 130,556 seats

*BTR 2023 Airline Seating Capacity is the 2<sup>nd</sup>  
Highest Among Louisiana Airports*



# BTR On-Time Performance Comparisons in Region

## February 2023 On-Time %

BTR 82.92%  
GPT 93.93%  
JAN 91.32%  
LFT 88.31%  
MSY 82.76%

## YTD 2023 On-Time %

BTR 82.59%  
GPT 88.93%  
JAN 88.45%  
LFT 83.31%  
MSY 81.07%



**BTR**



# May Advertising

Television: COX, WBRZ, WAFB, WGMB, WVLA

Print & Digital: Tiger Rag Email & Twitter Sponsor

Radio: WYNK-Country + streaming; WFMF-Hot AC + streaming; WJBO-Talk + streaming; WRKF – NPR; WDGL-Classic Rock + streaming; WBRP talk + streaming

Online/Digital: OTT Streaming TV; Display & Video Ads on Facebook & Google; Business Report's Daily Report

Outdoor: Message at I-10 BR: "Your house to the White House. Nonstop." Message at I-10 Gonzales: "Capital to Capitol. Nonstop."

Rotating digital billboard ads throughout region



**BTR**





**AIRPORT COMMISSION AGENDA**

**SUPPORTING DOCUMENT NO. 10**

**GREATER BATON ROUGE AIRPORT DISTRICT  
STATEMENT OF REVENUES AND EXPENDITURES  
FOR THE PERIOD ENDING MARCH 2023**

	2023 APPROVED BUDGET	(-)	2023 EXPENDITURES/ REVENUES	(=)	2023 BALANCE	VARIANCE	
							2023 EXPENDITURES/ REVENUES COMPARED TO 2022
<b>Total Expenditures</b>	3,994,166.18		2,690,257.67		1,303,908.51	-32.65%	3,006,194.98
<b>Total Revenues</b>	3,697,085.00		3,660,932.52		(36,152.48)	-0.98%	3,441,904.26
<b>Surplus (Deficit)</b>			<u>970,674.85</u>				<u>435,709.28</u>
							-10.51%



**BATON ROUGE METRO AIRPORT  
CUSTOMER FACILITY CHARGE  
ACCRUAL BASIS**

	2019	2021	2022	2023	% Change 22/23
January	\$ 133,455.00	\$ 109,500.75	\$ 145,416.75	\$ 124,789.65	-14.18%
February	141,652.95	111,265.45	158,190.30	148,725.45	-5.98%
March	169,961.40	147,151.05	191,895.15	193,983.30	1.09%
April	179,241.75	130,601.40	203,718.75	-	-
May	176,492.70	139,408.20	193,540.50	-	-
June	165,441.15	130,558.35	178,060.95	-	-
July	165,201.30	126,788.40	175,810.05	-	-
August	164,530.95	122,225.10	171,683.40	-	-
September	154,986.15	172,876.50	171,861.75	-	-
October	176,099.10	252,554.75	172,599.75	-	-
November	166,548.15	228,005.10	159,162.00	-	-
December	151,365.52	194,284.65	140,951.85	-	-
Totals for the Period Ending March 31, 2023	\$ 445,069.35	\$ 367,917.25	\$ 495,502.20	\$ 467,498.40	-5.65%





**BATON ROUGE METRO AIRPORT**  
**PASSENGER FACILITY CHARGE**  
**ACCRUAL BASIS**

	2019	2021	2022	2023	% Change 22/23
January	\$ 122,226.38	\$ 52,087.35	\$ 86,324.96	\$ 105,684.86	22.43%
February	115,707.23	49,817.72	100,157.85	113,349.80	13.17%
March	147,442.54	71,535.05	110,685.07	133,833.54	20.91%
April	149,185.37	92,365.60	115,404.32	-	-
May	152,126.67	114,890.69	125,887.64	-	-
June	151,305.74	117,507.13	123,749.71	-	-
July	149,387.31	119,838.22	121,387.89	-	-
August	140,084.90	97,317.52	120,628.42	-	-
September	139,926.86	127,928.99	136,972.39	-	-
October	167,509.23	125,558.39	137,802.10	-	-
November	155,419.17	116,062.82	127,520.72	-	-
December	150,809.67	109,262.71	123,964.82	-	-
Totals for the Period Ending March 31, 2023	\$ 385,376.15	\$ 173,440.12	\$ 297,167.88	\$ 352,868.20	18.74%



# BTR

BATON ROUGE  
METROPOLITAN AIRPORT

**BATON ROUGE METRO AIRPORT  
PARKING GARAGE REVENUES  
ACCRUAL BASIS**

	2019	2021	2022	2023	% Change 22/23
January	\$ 259,096.82	\$ 104,251.02	\$ 181,478.40	\$ 244,899.03	34.95%
February	254,746.46	117,425.66	195,427.23	251,233.76	28.56%
March	321,750.09	123,756.24	249,244.17	281,831.74	13.07%
April	306,114.60	161,538.86	231,779.46	-	-
May	323,273.22	215,954.07	249,357.44	-	-
June	335,718.99	239,346.06	268,143.25	-	-
July	322,783.19	254,825.83	281,993.87	-	-
August	322,326.97	180,328.80	274,856.40	-	-
September	325,727.15	287,858.94	299,707.15	-	-
October	344,990.47	275,121.42	321,501.79	-	-
November	301,512.07	218,865.39	259,789.19	-	-
December	289,671.67	189,272.17	241,864.02	-	-
Totals for the Period Ending March 31, 2023	\$ 835,593.37	\$ 345,432.92	\$ 626,149.80	\$ 777,964.53	24.25%



# BTR

BATON ROUGE  
METROPOLITAN AIRPORT

**BATON ROUGE METRO AIRPORT  
TNC REVENUE  
ACCRUAL BASIS**

	2021 Pickups			2022 Pickups			2023 Pickups			% Change 22/23
	Uber	Lyft	2021 Fees	Uber	Lyft	2022 Fees	Uber	Lyft	2023 Fees	
January	949	501	11,556.75	1,593	1,004	4,132.50	2,099	1,312	\$ 9,721.35	135.24%
February	598	301	9,918.00	1,311	873	2,562.15	1,629	1,029	7,575.30	195.66%
March	942	462	5,067.30	1,653	1,150	4,001.40	2,185	1,458	10,382.55	159.47%
April	1,123	587	487.35	1,658	1,160	4,873.50	-	-	-	-
May	1,304	749	1,125.75	1,638	999	5,851.05	-	-	-	-
June	1,428	786	1,635.90	1,711	1,038	6,309.90	-	-	-	-
July	1,432	786	1,995.00	1,591	1,051	6,321.30	-	-	-	-
August	1,399	866	2,909.85	1,885	1,148	6,455.25	-	-	-	-
September	1,428	1,005	3,448.50	1,908	1,112	6,934.05	-	-	-	-
October	1,906	1,063	3,950.10	2,351	1,426	8,461.65	-	-	-	-
November	1,828	1,120	3,528.30	2,094	1,394	8,401.80	-	-	-	-
December	1,349	793	3,237.60	1,354	867	6,104.70	-	-	-	-
<b>Totals for the Period Ending March 31, 2023</b>	<b>2,489</b>	<b>1,264</b>	<b>\$ 26,542.05</b>	<b>4,557</b>	<b>3,027</b>	<b>\$ 10,696.05</b>	<b>5,913</b>	<b>3,799</b>	<b>\$ 27,679.20</b>	<b>158.78%</b>