



BATON ROUGE
METROPOLITAN AIRPORT
9430 Jackie Cochran Drive
Suite 300, Terminal Building
Baton Rouge, LA 70807
PHONE (225) 355-0333
FAX (225) 355-2334

Agenda
Baton Rouge Metropolitan Airport Commission
Regular Meeting
Tuesday, July 18, 2023
3:30 p.m.
Airport Administration Conference Room
Suite 300, 3rd floor Terminal Building

1. **Call to Order.**
2. **Pledge of Allegiance.**
3. **Roll Call.**

Public Comment Policy

All items on this agenda are open for public comment. Those members of the public desiring to speak on a particular item should approach the podium and request to speak after the item is announced by the Chairman. They will be required to give their name and address and the Chairman will allocate a specific amount of time for members of the public to speak.

4. **Approval of the minutes of the regular meeting of June 20, 2023.**
5. **Authorization for the Mayor-President and/or Chairman of the Airport Commission to submit and execute a grant application to the Federal Aviation Administration for the Taxiway L Extension and Decommissioning of runway 4R-22L and Taxiway E project in the amount of \$2,800,000.00; and authorization to accept and execute the grant agreement and all necessary documents in connection therewith at the appropriate time. By: Director of Aviation.**
6. **Authorization for the Mayor-President and/or Chairman of the Airport Commission to execute a lease agreement with State of Louisiana, Department of Health and Hospitals to lease 55,204 square feet of air cargo space for a period of one (1) year at a rental rate of \$358,826.00 annually. By: Director of Aviation.**

7. Authorization for the Mayor-President and/or Chairman of the Airport Commission to execute a Professional Services Contract with Marrero, Couvillon & Associates, LLC for design and construction services of the Airport Terminal HVAC Upgrades at the BTR Metropolitan Airport in an amount not to exceed \$188,958.00. By: Director of Aviation.
8. Authorization for the Mayor-President and/or Chairman of the Airport Commission to execute a Professional Services Contract with WHLC Architecture for design and construction services of the Airport Terminal Ticket Counter, Baggage Claim, Carpeting and Seating Upgrades at the BTR Metropolitan Airport in an amount not to exceed \$238,015.00. By: Director of Aviation
9. Authorization for the Mayor-President and/or Chairman of the Airport Commission to execute Supplemental Agreement No. 1 with Stanley Consultants, Inc. for Taxiway L Extension and Decommissioning of Runway 4R – 22L and Taxiway E, to provide Geotechnical and Design Services in an amount not to exceed \$1,222,048,45. By: Director of Aviation.
10. Accepting the bids received for the Baton Rouge Metropolitan Airport to provide Janitorial Commercial Window Cleaning in the Terminal Building, Contract A23-91081. By: Director of Aviation.

Estimate: \$50,000.00

<u>Bidders</u>	<u>Base Bid</u>
Cajun Softwash, LLC	\$ 55,200.00
Jack & Joe’s Window Cleaning, Inc. dba Squeegee Squad	\$ 60,142.50
Penico Corporation	\$ 76,800.00

11. Status Report – Report will be given at July meeting.
12. Public Relations /Marketing Report – Report will be given at the July meeting.
13. Financial Report – Report will be given at July meeting.
14. Business Development Report – Report will be given at the August meeting.
15. Administrative Matters.
16. Adjourn.

AIRPORT COMMISSION AGENDA

SUPPORTING DOCUMENT NO. 4



**BATON ROUGE
METROPOLITAN AIRPORT**
9430 Jackie Cochran Drive
Suite 300, Terminal Building
Baton Rouge, LA 70807
PHONE (225) 355-0333
FAX (225) 355-2334

MINUTES

**BATON ROUGE METROPOLITAN AIRPORT
REGULAR MEETING
TUESDAY, JUNE 20, 2023
3:30 P.M.
AIRPORT ADMINISTRATION CONFERENCE ROOM
SUITE 300, 3RD FLOOR TERMINAL BUILDING**

1. CALL TO ORDER.

Chairman, Johnny Fife, called meeting to order.

2. PLEDGE OF ALLEGIANCE.

The Pledge of Allegiance was led by Mr. Welch.

3. ROLL CALL.

MEMBERS ATTENDING

Mr. Arrigo
Councilwoman Banks
Mr. Butler
Councilman Dunn, Jr.
Mr. Fife
3:38pm Mr. Lowery
Mr. Myles
Ms. Payton
Mr. Profita
Mr. Johnson
Mr. Welch

MEMBERS ABSENT

Mr. Callender
Mr. Robinson

A/P STAFF ATTENDING

Mr. Edwards
Mr. Taffaro
Ms. Williams
Mr. Caldwell
Mr. Vidrine
Mr. Milano
Mr. Moore
Ms. Nolan
Mr. Newton

OTHERS ATTENDING

Mr. Krouse
Mr. Murray
Harmoni Proctor

Public Comment Policy

All items on this agenda are open for public comment. Those members of the public desiring to speak on a particular item should approach the podium and request to speak after the item is announced by the Chairman. They will be required to give their name and address and the Chairman will allocate a specific amount of time for members of the public to speak.

4. Approval of the minutes of the regular meeting of May 9, 2023.

A motion was made by Mr. Myles, seconded by Ms. Payton, to approve the minutes of the regular meeting of May 9, 2023.

There being no opposition, the motion carried.

5. Authorization for the Mayor-President and/or Chairman of the Airport Commission to execute Supplemental Agreement No. 1 with Infrastructure Consulting & Engineering, PLLC for Taxiway B1 to provide additional survey, design, bidding, and construction services in an amount not to exceed \$46,852.07. By: Director of Aviation.

Mr. Edwards explained the item to the Airport Commission at this time. After a brief discussion, a motion was made by Mr. Butler, seconded by Mr. Myles, to approve the item.

There being no opposition, the motion carried.

6. Update on Cybersecurity Policies and Procedures. By: Director of Aviation. (This item may be discussed in executive session.)

A motion was made by Councilman Dunn, Jr., for the Executive Session to be held after the Administrative Matters.

There being no opposition, the motion carried.

7. Legislative Wrap Up- Report was presented by Mr. Michael Taffaro, PA/AP Legal Counsel.

8. Status Report- Report will be given at the July meeting.

9. Public Relations/Marketing Report- Report will be given at the July meeting.

10. Financial Report- Report was presented by Nicholas Vidrine, Airport Business Manager.

11. Business Development Report- Report will be given at the August meeting.

12. Administrative Matters. None.

A motion to go into Executive Session for the purpose of receiving report & discussion about cybersecurity plans, procedures, & implementation of same.

They went into Executive Session, meeting was held.

13. Adjourn.

A motion was made by Mr. Profita, seconded by Mr. Welch, to adjourn the meeting. The meeting adjourned at 4:23 pm.

RESPECTFULLY SUBMITTED,

Mike Edwards

Mike Edwards
Director of Aviation

ME/lw

MARKETING, PUBLIC RELATIONS & AIR SERVICE DEVELOPMENT REPORT



BTR



2023 Enplanements

Month	2022	2023	Percent Change	2023 Percent Of 2019
January	20,407	24,734	21.20%	88.84%
February	23,508	26,528	12.85%	96.74%
March	26,029	31,309	20.29%	89.37%
April	27,021	32,300	19.54%	91.06%
May	29,546			
June	29,107			
July	28,595			
August	28,427			
September	32,148			
October	32,357			
November	29,876			
December	28,962			
Year-To-Date	335,983	114,871	18.47%	91.00%

COVID-19 IMPACT BEGAN IN MARCH 2020



BTR



2023 Deplanements

Month	2022	2023	Percent Change	2023 Percent Of 2019
January	20,961	25,442	21.38%	86.64%
February	22,359	25,820	13.17%	94.99%
March	26,312	31,387	19.29%	90.26%
April	26,859	32,148	19.69%	91.50%
May	27,590			
June	29,145			
July	28,462			
August	29,205			
September	31,231			
October	33,658			
November	29,375			
December	27,036			
Year-To-Date	332,193	115,830	18.38%	90.84%

COVID-19 IMPACT BEGAN IN MARCH 2020



BTR



BTR March 2023 Load Factor Comparisons (% of seats filled)

BTR 84.08%

LFT 74.65%

MSY 81.02%

GPT 83.90%

JAN 73.05%



BTR



BTR On-Time Performance Comparisons in Region

March 2023 On-Time %

BTR 83.67%

LFT 79.32%

MSY 76.36%

GPT 89.44%

JAN 85.57%

YTD 2023 On-Time %

BTR 82.99%

LFT 81.89%

MSY 79.38%

GPT 89.12%

JAN 88.49%



BTR



June Advertising

Television: COX, WBRZ, WAFB, WGMB, WVLA
Sponsor WAFB Traffic Report: Johnny Ahysen

Print & Digital: Tiger Rag Email & Twitter Sponsor

Radio: WYNK-Country + streaming; WFMF-Hot AC + streaming;
WJBO-Talk + streaming; WRKF – NPR; WDGL-Classic Rock +
streaming; WBRP talk + streaming

Online/Digital: OTT Streaming TV; Display & Video Ads on
Facebook & Google; Business Report's Daily Report

Outdoor: Message at I-10 BR: **"Your house to the White House.
Nonstop."** Message at I-10 Gonzales: **"Capital to
Capitol. Nonstop."**



BTR





**BATON ROUGE METRO AIRPORT
CUSTOMER FACILITY CHARGE
ACCURAL BASIS**

	2019	2021	2022	2023	% Change 22/23
January	\$ 133,455.00	\$ 109,500.75	\$ 145,416.75	\$ 124,789.65	-14.18%
February	141,652.95	111,265.45	158,190.30	148,725.45	-5.98%
March	169,961.40	147,151.05	191,895.15	193,983.30	1.09%
April	179,241.75	130,601.40	203,718.75	168,245.55	-17.41%
May	176,492.70	139,408.20	193,540.50	-	-
June	165,441.15	130,558.35	178,060.95	-	-
July	165,201.30	126,788.40	175,810.05	-	-
August	164,530.95	122,225.10	171,683.40	-	-
September	154,986.15	172,876.50	171,861.75	-	-
October	176,099.10	252,554.75	172,599.75	-	-
November	166,548.15	228,005.10	159,162.00	-	-
December	151,365.52	194,284.65	140,951.85	-	-
Totals for the Period Ending April 30, 2023	\$ 624,311.10	\$ 498,518.65	\$ 699,220.95	\$ 635,743.95	-9.08%



BTR

BATON ROUGE
METROPOLITAN AIRPORT

**BATON ROUGE METRO AIRPORT
PASSENGER FACILITY CHARGE
ACCRUAL BASIS**

	2019	2021	2022	2023	% Change 22/23
January	\$ 122,226.38	\$ 52,087.35	\$ 86,324.96	\$ 105,684.86	22.43%
February	115,707.23	49,817.72	100,157.85	113,349.80	13.17%
March	147,442.54	71,535.05	110,685.07	133,833.54	20.91%
April	149,185.37	92,365.60	115,404.32	137,982.09	19.56%
May	152,126.67	114,890.69	125,887.64	-	-
June	151,305.74	117,507.13	123,749.71	-	-
July	149,387.31	119,838.22	121,387.89	-	-
August	140,084.90	97,317.52	120,628.42	-	-
September	139,926.86	127,928.99	136,972.39	-	-
October	167,509.23	125,558.39	137,802.10	-	-
November	155,419.17	116,062.82	127,520.72	-	-
December	150,809.67	109,262.71	123,964.82	-	-
Totals for the Period Ending April 30, 2023	\$ 534,561.52	\$ 265,805.72	\$ 412,572.20	\$ 490,850.29	18.97%



BTR

BATON ROUGE
METROPOLITAN AIRPORT

BATON ROUGE METRO AIRPORT PARKING GARAGE REVENUES ACCRUAL BASIS

	2019	2021	2022	2023	% Change 22/23
January	\$ 259,096.82	\$ 104,251.02	\$ 181,478.40	\$ 244,899.03	34.95%
February	254,746.46	117,425.66	195,427.23	251,233.76	28.56%
March	321,750.09	123,756.24	249,244.17	281,831.74	13.07%
April	306,114.60	161,538.86	231,779.46	299,848.57	29.37%
May	323,273.22	215,954.07	249,357.44	-	-
June	335,718.99	239,346.06	268,143.25	-	-
July	322,783.19	254,825.83	281,993.87	-	-
August	322,326.97	180,328.80	274,856.40	-	-
September	325,727.15	287,858.94	299,707.15	-	-
October	344,990.47	275,121.42	321,501.79	-	-
November	301,512.07	218,865.39	259,789.19	-	-
December	289,671.67	189,272.17	241,864.02	-	-
Totals for the Period Ending April 30, 2023	\$ 1,141,707.97	\$ 506,971.78	\$ 857,929.26	\$ 1,077,813.10	25.63%



BTR

BATON ROUGE
METROPOLITAN AIRPORT

**BATON ROUGE METRO AIRPORT
TNC REVENUE
ACCRUAL BASIS**

	2021 Pickups		2021 Fees		2022 Pickups		2022 Fees		2023 Pickups		2023 Fees		% Change 22/23
	Uber	Lyft	Uber	Lyft	Uber	Lyft	Uber	Lyft	Uber	Lyft	Uber	Lyft	
January	949	501	11,556.75	1,593	1,004	4,132.50	2,099	1,312	2,099	1,312	\$ 9,721.35	135.24%	
February	598	301	9,918.00	1,311	873	2,562.15	1,629	1,029	1,629	1,029	7,575.30	195.66%	
March	942	462	5,067.30	1,653	1,150	4,001.40	2,185	1,458	2,185	1,458	10,382.55	159.47%	
April	1,123	587	487.35	1,658	1,160	4,873.50	2,116	1,256	2,116	1,256	9,610.20	97.19%	
May	1,304	749	1,125.75	1,638	999	5,851.05	-	-	-	-	-	-	
June	1,428	786	1,635.90	1,711	1,038	6,309.90	-	-	-	-	-	-	
July	1,432	786	1,995.00	1,591	1,051	6,321.30	-	-	-	-	-	-	
August	1,399	866	2,909.85	1,885	1,148	6,455.25	-	-	-	-	-	-	
September	1,428	1,005	3,448.50	1,908	1,112	6,934.05	-	-	-	-	-	-	
October	1,906	1,063	3,950.10	2,351	1,426	8,461.65	-	-	-	-	-	-	
November	1,828	1,120	3,528.30	2,094	1,394	8,401.80	-	-	-	-	-	-	
December	1,349	793	3,237.60	1,354	867	6,104.70	-	-	-	-	-	-	
Totals for the Period Ending April 30, 2023	3,612	1,851	\$ 27,029.40	6,215	4,187	\$ 15,569.55	8,029	5,055	8,029	5,055	\$ 37,289.40	139.50%	

AIRPORT COMMISSION AGENDA

SUPPORTING DOCUMENT NO. 11

BATON ROUGE METROPOLITAN AIRPORT
JULY 18, 2023

Runway 13/31 Safety Area/ RPZ Improvements- Phase I- Construction	Runway 13/31 Safety Area/ RPZ Improvements- Phase II	Runway 13/31 Safety Area/ RPZ Improvements- Phase III, IVB, V	Passenger Walkway Bridges Replacement	North Airport Infrastructure Development	Taxiway L and Decommissioning of 4R 22L	Northwest Aviation Taxiway Development	Employee Parking Lot Reconstruction & Expansion	Taxiway B1	Taxiway F	Ticket Counters & Baggage Improvements	HVAC System Improvements	
Working on North Section. Concrete and Shoulders completed.	Phase II design underway. ROW acquisition process begun.	On hold until Phase II Interim is designed. Preliminary completed.	Held Pre-Const Meeting on July 10.	Plans and Specs being updated. Bid project in July.	To begin Design in July.	Received Bids July 6th.	95% plans received. Began review.	Will put out for Bids in July.	Design to begin in July.	Design concepts to begin in July.	Design concepts to begin in July.	
Volkert, Inc.	Volkert, Inc.	PEC/Stanley Consultants	ICE	Forte & Tablada	Stanley Consultants	Shread Kuyrkendall	Pivotal	ICE	Stanley Consultant	WHLC	Marrero Couvillion	
Boone Services	TBD	TBD	JBT	TBD	TBD	TBD	TBD	TBD	TBD	TBD	TBD	
60%	Plans 25% complete. EA Complete	70%	100%	Phase 1 100%	30%	100%	95%	80%				
7,047,866	39,309,716	7,077,779	6,000,000	4,900,000	22,000,000	2,500,000	1,000,000	500,000	2,500,000	1,000,000	1,750,000	\$ 90,335,361
1,167,183	8,705,282	0	\$ 129,762.00	124,969	\$ 165,922.67	\$ 111,737.20	0	\$ 3,200.00				\$ 10,408,056
5,880,683	30,604,434	7,077,779	5,870,238	4,775,031	21,834,077	2,388,263	1,000,000	496,800	2,500,000	1,000,000	1,750,000	\$ 79,927,305
Updated Information												\$ 79,927,305

AIRPORT COMMISSION AGENDA

SUPPORTING DOCUMENT NO. 12

MARKETING, PUBLIC RELATIONS & AIR SERVICE DEVELOPMENT REPORT



BTR



Nonstop American BTR – DCA Flights Are Underway

- BTR leveraged significant earned (free) media exposure
- Earned media interview opportunities included television, radio, print and digital
- Speaking engagements have included civic clubs and organizations, travel industry associations and others
- Pursuing continued assistance from BRAC, VBR and others to promote the AA DCA flights
- A major percentage of BTR's ad campaign is committed to advertising the AA Washington flights




BTR



Baton Rouge airport celebrates start of daily flights to Washington, D.C. with special send off

BY TIMOTHY BOONE | Business editor | Jun 1, 2023



1 of 9

American Airlines Flight 4216, Baton Rouge Metro Airport's first ever nonstop flight from Baton Rouge to Washington, D.C., taxis before sunrise to the runway, passing under water cannons shot by BTR ARFF fire trucks, Thursday, June 1, 2023.
STAFF PHOTO BY TRAVIS SPRADLING



LIVE

HAPPENING TODAY

BATON ROUGE TO WASHINGTON D.C.
NONSTOP FLIGHT FROM BATON ROUGE METRO AIRPORT BEGINS JUNE 1

5:08 69°
@WAFB13

LIVE

HAPPENING TODAY

BATON ROUGE TO WASHINGTON D.C.
NONSTOP FLIGHT FROM BATON ROUGE METRO AIRPORT BEGINS JUNE 1

6:30 69°
@WAFB13

Mornings with Brian Haldane: Jim Caldwell, 05-30-2023

BTR is getting a direct flight to Washington DC starting today! Jim Caldwell joins us to tell us the planning that went into making this happen and if BTR has [...]

05/30/23



Kara St. Cyr, Christine Yu, Jim Engster, Jim Caldwell

May 17, 2023

LBP News reporter Kara St. Cyr gives insight to the start of her career as well as comments on Donald Trump's town hall. Author Christine Yu talks her latest work, "Up to Speed". Talk Louisiana host Jim Engster comments on several topics including the upcoming governor's election. Marketing director for the Baton Rouge Airport Jim Caldwell speaks on the new flight option to Washington, DC.



FOOD & DRINK • STYLE & HOME • THINGS TO DO • OUR CITY • BEST OF 225 • PHOTOS & VIDEO • STORE • MERCH




American Airlines started its new route from BTR to DCA in June.

AMERICAN AIRLINES IS TAKING A CHANGE ON BATON ROUGE WITH DAILY D.C. FLIGHTS. SO FAR, IT'S PAYING OFF

American Airlines Launches Inaugural Baton Rouge Flight to Washington DC



Watch later



LIVE

DALE MORRIS
GOVERNMENT AFFAIRS, AMERICAN AIRLINES

Nonstop flight from Baton Rouge Metro Airport to Washington D.C. takes off

THE METRO AIRPORT DEPARTURES

Thursday, June 1, 2023

To	Status	Update
Washington, DC	Scheduled	5:42 AM
Atlanta, GA	Scheduled	6:00 AM 5:55 AM 5:53 AM 69° WVAFFB13
Houston, TX	Scheduled	7:00 AM

June 21: Mike Edwards, "What's New at BTR"

When: June 21, 2023 11:30 AM, CDT

Where: Renaissance Hotel, 7000 Bluebonnet Blvd, Baton Rouge, LA 70810

Will you be attending?

[Register](#)

[Not attending](#)

EVENT DETAILS:

Guest Speaker: Director of Aviation, [Baton Rouge Metropolitan Airport](#), Mike Edwards



"Did you hear the news of the Direct Flight to Washington Reagan National? Come hear of all

the additions at BTR



BTR

[Back to AIR TRANSPORT - AIRPORTS & NETWORKS](#)

SHARE



Baton Rouge Secures 'Monumental' Washington DC Route

David Casey January 27, 2023



Credit: Joe Price

Related Content



Routes In Brief: Rolling Daily Updates (W/C July 10, 2023)



Routes In Brief: Rolling Daily Updates (W/C June 26, 2023)



American Airlines To Compete With Alaska Airlines On Miami-Portland Route



Sacramento International Unveils \$1.3 Billion Expansion Plan



Aeromexico Adds New U.S. Route Despite FAA Downgrade

In order to deliver a personalized, responsive service and to improve the site, we remember and store information about how you use it. This is done using simple text



BTR

2023 Enplanements

Month	2022	2023	Percent Change	2023 Percent Of 2019
January	20,407	24,734	21.20%	88.84%
February	23,508	26,528	12.85%	96.74%
March	26,029	31,309	20.29%	89.37%
April	27,021	32,300	19.54%	91.06%
May	29,546	32,316	9.38%	90.62%
June	29,107			
July	28,595			
August	28,427			
September	32,148			
October	32,357			
November	29,876			
December	28,962			
Year-To-Date	335,983	147,187	16.34%	91.33%

COVID-19 IMPACT BEGAN IN MARCH 2020



BTR



2023 Deplanements

Month	2022	2023	Percent Change	2023 Percent Of 2019
January	20,961	25,442	21.38%	86.64%
February	22,359	25,820	13.17%	94.99%
March	26,312	31,387	19.29%	90.26%
April	26,859	32,148	19.69%	91.50%
May	27,590	30,740	11.42%	90.85%
June	29,145			
July	28,462			
August	29,205			
September	31,231			
October	33,658			
November	29,375			
December	27,036			
Year-To-Date	332,193	146,570	16.99%	90.84%



BTR

COVID-19 IMPACT BEGAN IN MARCH 2020

BTR Load Factor Comparisons to Airline Hub Averages for 2nd Quarter '23 (airlinedata.com)



BTR

- AA BTR – CLT 88.40%
- AA BTR – DFW 84.43%
- DL BTR – ATL 88.41%
- UA BTR – IAH 84.41%
- AA CLT HUB – 86.04%
- AA DFW HUB – 84.20%
- DL ATL HUB – 87.36%
- UA IAH HUB – 84.41%

Preliminary (not finalized) DCA load factors for June:

BTR-DCA	72.5%
DCA-BTR	<u>75.2%</u>
TOTAL	73.8%

Final load factor and revenue numbers to be provided three weeks after each month ends.

BTR April 2023 & Year-To-Date On-Time Performance Comparisons to Airports in Region

April On-Time %

BTR 85.59%
LFT 82.45%
MSY 74.59%
GPT 89.44%
JAN 86.80%

YTD Through April On-Time %

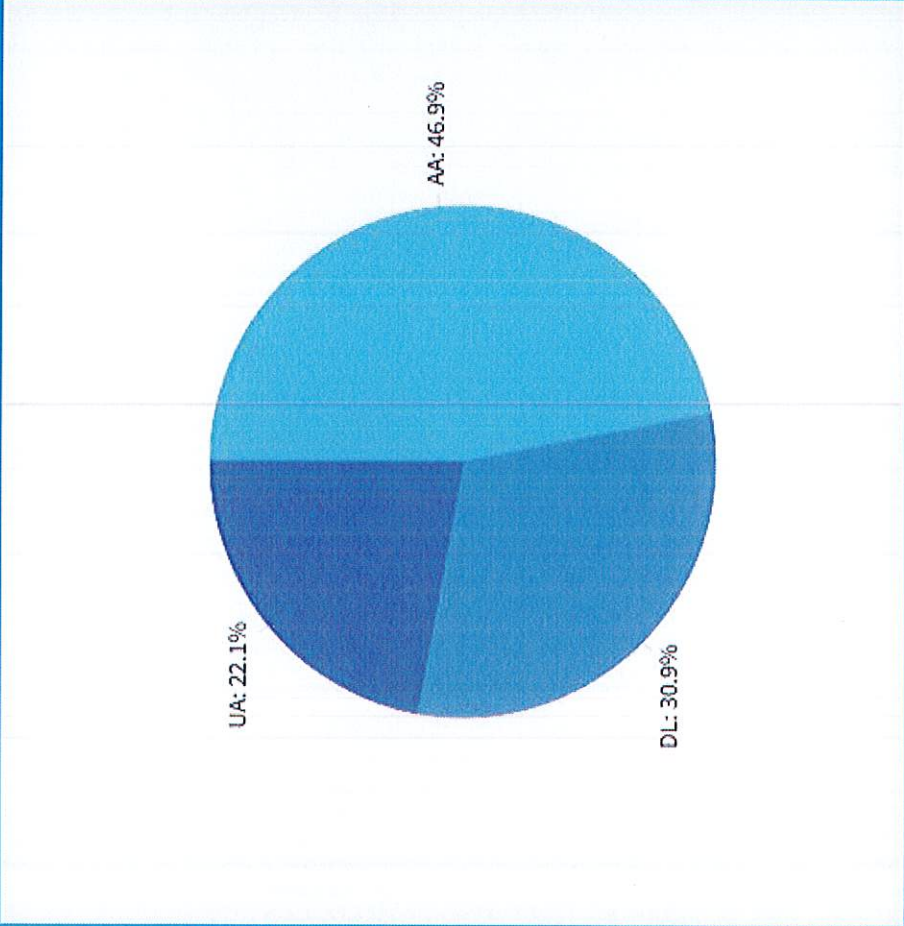
BTR 83.66%
LFT 82.04%
MSY 78.14%
GPT 89.12%
JAN 88.06%



BTR



BTR Airline Passenger Shares



ares



BTR



July Advertising

Television: COX, WBRZ, WAFB, WGMB, WVLA
Sponsor WAFB Traffic Report: Johnny Ahysen

Print & Digital: Tiger Rag Email & Twitter Sponsor; *The Business Report*

Radio: WYNK-Country + streaming; WFMF-Hot AC + streaming;
WJBO-Talk + streaming; WRKF – NPR; WDGL-Classic Rock +
streaming; WBRP talk + streaming

Online/Digital: OTT Streaming TV; Display & Video Ads on
Facebook & Google; Business Report's Daily Report

Outdoor: Message at I-10 BR: "Your house to the White House.
Nonstop." Message at I-10 Gonzales: "Capital to
Capitol. Nonstop."



BTR



AIRPORT COMMISSION AGENDA

SUPPORTING DOCUMENT NO. 13



**GREATER BATON ROUGE AIRPORT DISTRICT
STATEMENT OF REVENUES AND EXPENDITURES
FOR THE PERIOD ENDING MAY 2023**

	2023 APPROVED BUDGET	(-)	2023 EXPENDITURES/ REVENUES	(=)	2023 BALANCE	VARIANCE	MAY 2022 EXPENDITURES/ REVENUES	2023 EXPENDITURES/ REVENUES COMPARED TO 2022
Total Expenditures	6,656,943.64		4,674,712.75		1,982,230.89	-29.78%	5,273,387.61	-11.35%
Total Revenues	6,161,808.33		6,727,253.37		565,445.04	9.18%	5,888,094.00	14.25%
Surplus (Deficit)			<u>2,052,540.62</u>				<u>614,706.39</u>	



**BATON ROUGE METRO AIRPORT
CUSTOMER FACILITY CHARGE
ACCRUAL BASIS**

	2019	2021	2022	2023	% Change 22/23
January	\$ 133,455.00	\$ 109,500.75	\$ 145,416.75	\$ 124,789.65	-14.18%
February	141,652.95	111,265.45	158,190.30	148,725.45	-5.98%
March	169,961.40	147,151.05	191,895.15	193,983.30	1.09%
April	179,241.75	130,601.40	203,718.75	168,245.55	-17.41%
May	176,492.70	139,408.20	193,540.50	174,703.05	-9.73%
June	165,441.15	130,558.35	178,060.95	-	-
July	165,201.30	126,788.40	175,810.05	-	-
August	164,530.95	122,225.10	171,683.40	-	-
September	154,986.15	172,876.50	171,861.75	-	-
October	176,099.10	252,554.75	172,599.75	-	-
November	166,548.15	228,005.10	159,162.00	-	-
December	151,365.52	194,284.65	140,951.85	-	-
Totals for the Period Ending May 31, 2023	\$ 800,803.80	\$ 637,926.85	\$ 892,761.45	\$ 810,447.00	-9.22%



**BATON ROUGE METRO AIRPORT
PASSENGER FACILITY CHARGE
ACCRUAL BASIS**

	2019	2021	2022	2023	% Change 22/23
January	\$ 122,226.38	\$ 52,087.35	\$ 86,324.96	\$ 105,684.86	22.43%
February	115,707.23	49,817.72	100,157.85	113,349.80	13.17%
March	147,442.54	71,535.05	110,685.07	133,833.54	20.91%
April	149,185.37	92,365.60	115,404.32	137,982.09	19.56%
May	152,126.67	114,890.69	125,887.64	138,324.51	9.88%
June	151,305.74	117,507.13	123,749.71	-	-
July	149,387.31	119,838.22	121,387.89	-	-
August	140,084.90	97,317.52	120,628.42	-	-
September	139,926.86	127,928.99	136,972.39	-	-
October	167,509.23	125,558.39	137,802.10	-	-
November	155,419.17	116,062.82	127,520.72	-	-
December	150,809.67	109,262.71	123,964.82	-	-
Totals for the Period Ending May 31, 2023	\$ 686,688.19	\$ 380,696.41	\$ 538,459.84	\$ 629,174.80	16.85%



BTR

BATON ROUGE
METROPOLITAN AIRPORT

**BATON ROUGE METRO AIRPORT
PARKING GARAGE REVENUES
ACCRUAL BASIS**

	2019	2021	2022	2023	% Change 22/23
January	\$ 259,096.82	\$ 104,251.02	\$ 181,478.40	\$ 244,899.03	34.95%
February	254,746.46	117,425.66	195,427.23	251,233.76	28.56%
March	321,750.09	123,756.24	249,244.17	281,831.74	13.07%
April	306,114.60	161,538.86	231,779.46	299,575.72	29.25%
May	323,273.22	215,954.07	249,357.44	294,524.60	18.11%
June	335,718.99	239,346.06	268,143.25	-	-
July	322,783.19	254,825.83	281,993.87	-	-
August	322,326.97	180,328.80	274,856.40	-	-
September	325,727.15	287,858.94	299,707.15	-	-
October	344,990.47	275,121.42	321,501.79	-	-
November	301,512.07	218,865.39	259,789.19	-	-
December	289,671.67	189,272.17	241,864.02	-	-
Totals for the Period Ending May 31, 2023	\$ 1,464,981.19	\$ 722,925.85	\$ 1,107,286.70	\$ 1,372,064.85	23.91%



BTR

BATON ROUGE
METROPOLITAN AIRPORT

**BATON ROUGE METRO AIRPORT
TNC REVENUE
ACCRUAL BASIS**

	2021 Pickups	2021 Fees	2022 Pickups	2022 Fees	2023 Pickups	2023 Fees	% Change 22/23
January	1,450	\$ 4,132.50	2,597	\$ 7,401.45	3,411	\$ 9,721.35	31.34%
February	899	2,562.15	2,184	6,224.40	2,658	7,575.30	21.70%
March	1,404	4,001.40	2,803	7,988.55	3,643	10,382.55	29.97%
April	1,710	4,873.50	2,818	8,031.30	3,372	9,610.20	19.66%
May	2,053	5,851.05	2,637	7,515.45	3,319	9,459.15	25.86%
June	2,214	6,309.90	2,749	7,834.65	-	-	-
July	2,218	6,321.30	2,642	7,529.70	-	-	-
August	2,265	6,455.25	3,033	8,644.05	-	-	-
September	2,433	6,934.05	3,020	8,607.00	-	-	-
October	2,969	8,461.65	3,777	10,764.45	-	-	-
November	2,948	8,401.80	3,488	9,940.80	-	-	-
December	2,142	6,104.70	2,221	6,329.85	-	-	-
Totals for the Period Ending May 31, 2023	7,516	\$ 21,420.60	13,039	\$ 37,161.15	16,403	\$ 46,748.55	25.80%