



BATON ROUGE  
METROPOLITAN AIRPORT  
9430 Jackie Cochran Drive  
Suite 300, Terminal Building  
Baton Rouge, LA 70807  
**PHONE** (225) 355-0333  
**FAX** (225) 355-2334

**Agenda**  
**Baton Rouge Metropolitan Airport Commission**  
**Regular Meeting**  
**Tuesday, June 2, 2020**  
**3:30 p.m.**  
**Airport Administration Conference Room**  
**Suite 300, 3<sup>rd</sup> floor Terminal Building**

This meeting will be available for viewing on the Baton Rouge Metropolitan Airport Facebook page (via Facebook Live).

1. **Call to Order.**
2. **Pledge of Allegiance.**
3. **Roll Call.**

**Public Comment Policy**

Public comments on any of the items (other than introductions) may be submitted via email to [publiccomment@flybtr.com](mailto:publiccomment@flybtr.com). Comments may be called in at 225-355-0333 from 1:00 – 3:30 pm on Tuesday, June 2, 2020.

**CERTIFICATION OF INABILITY TO OPERATE DUE TO LACK OF QUORUM**

In accordance with Executive Proclamations JBE 2020-30 and 2020-33, issued by Governor John Bel Edwards on March 16, 2020 and March 22, 2020, respectively, this notice shall serve as a certification of the Greater Baton Rouge Airport Board of Commissioner's inability to otherwise operate in accordance with the Louisiana Open Meetings Law due to a lack of a quorum as a result of the COVID-19 public health emergency. Pursuant to Section 4 of JBE 2020-30, the Greater Baton Rouge Airport Board of Commissioner will provide for attendance at its next meeting, which will only contain business deemed essential government business, on Tuesday, June 2, 2020, via video conference. A gathering of the entire membership of the Greater Baton Rouge Airport Board of Commissioner and necessary staff would violate Governor Edwards's order suspending all public gatherings of ten or more people to be suspended or postponed. The Greater Baton Rouge Airport Board of Commissioner is composed of thirteen members. The items appearing on the agenda have been deemed essential for the continued conduct of business by the Director of Aviation.

Considering the foregoing, and in accordance with Proclamation Numbers JBE 2020-30 and JBE 2020-33, the Greater Baton Rouge Airport Board of Commissioner meeting on Tuesday, June 2, 2020, at 3:30 p.m. will be held via video conference and in a manner that allows for observation and input by members of the public, as set forth in the Notice posted on May 28, 2020.

Mike Edwards  
Director of Aviation

4. **Approval of the minutes of the regular meeting of May 5, 2020.**

5. **Authorization for the Mayor-President and/or Chairman of the Airport Commission to execute Amendment No. 1 to the Professional Services Contract with Runway Safe, Inc. to provide supervision for the EMAS block replacement, in an amount not to exceed \$24,000.00. By: Director of Aviation.**

6. **Approving Change Order No. 1 on the South General Aviation Apron Rehabilitation Project. By: Director of Aviation.**

Project Title:	South General Aviation Apron Rehabilitation
Project Number:	S.P No. H.013224
Account Number:	5821-0900-30-0910-0919-0000-000000-653000-A0095
Original Estimated Cost:	\$4,045,000.00
Contract Number:	800001511
Council Award Date:	October 10, 2018
Contractor:	Barriere Construction Co., LLC
Change Order Number:	One (1)
Change Order Amount:	\$(195,307.85)
Original Contract Amount:	\$3,855,480.75
Net Previous Changes:	\$(0)
New Contract Amount:	\$3,660,172.90 (Contract time increased by 221 days)
Description:	South General Aviation Apron
Why Required:	Revision of contract quantities resulting from differing site conditions (unbonded asphalt layer during construction). Additional contract time due to construction delays and weather.

7. **Approving Final Acceptance on the South General Aviation Apron Rehabilitation. By: Director of Aviation.**

Contractor:	Barriere Construction Co., LLC
Estimated Cost:	\$ 4,045,000.00
Contract Amount:	\$ 3,855,480.75
Total Change Orders (1):	\$ (195,307.85)
Final Cost:	\$ 3,660,172.90
Days Allocated:	375
Days Used:	375
Liquidated Damages:	None

8. **Authorization for the Mayor-President and/or Chairman of the Airport Commission to execute Supplemental Agreement No. 1 with Michael Baker for the South General Aviation Apron Rehabilitation Project to provide for additional construction services rendered as a result of differing site conditions and additional contract time due to construction delays and weather in an amount to not to exceed \$70,708.00. By: Director of Aviation.**

- 9. Authorization for the Mayor-President and/or Chairman of the Airport Commission to execute Amendment No. 1 to the lease agreement with Ross Baton Rouge, LLC d/b/a Signature Flight Support to change the category of operation to add Category I - Fuel and Oil Sales and Category III - Aircraft Storage. By: Director of Aviation.**
- 10. Receiving a report from Volkert, Inc., on the status of the Right of Way Acquisition process Phase I for the Runway 13/31 Safety Area/RPZ Improvements project. By: Director of Aviation.**
- 11. Status Report – Report will be given at the June meeting.**
- 12. Public Relations /Marketing Report – Report will be given at the July meeting.**
- 13. Financial Report – Report will be given at the June meeting.**
- 14. Business Development Report – Report will be given at the August meeting.**
- 15. Legislative Report- Report will be given at the June meeting.**
- 16. Administrative Matters.**
- 17. Adjourn.**

**AIRPORT COMMISSION AGENDA**

**SUPPORTING DOCUMENT NO. 4**





BATON ROUGE  
METROPOLITAN AIRPORT  
9430 Jackie Cochran Drive  
Suite 300, Terminal Building  
Baton Rouge, LA 70807  
**PHONE** (225) 355-0333  
**FAX** (225) 355-2334

## MINUTES

**BATON ROUGE METROPOLITAN AIRPORT  
REGULAR MEETING  
TUESDAY, MAY 5, 2020  
3:30 P.M.  
AIRPORT ADMINISTRATION CONFERENCE ROOM  
SUITE 300, 3<sup>RD</sup> FLOOR TERMINAL BUILDING**

**1. CALL TO ORDER.**

Chairman, Matt Butler called the meeting to order.

**2. PLEDGE OF ALLEGIANCE.**

The Pledge of Allegiance was led by Mr. Edwards.

**3. ROLL CALL.**

**MEMBERS  
ATTENDING**

Mr. Buckley  
Mr. Butler  
Mr. Callender  
Mr. Dodds  
Mr. Dunn, Jr.  
Mr. Fife  
Mr. Lowery  
Mr. Myles  
Ms. Payton  
Mr. Profita  
Mr. Robinson  
Councilman Welch  
Ms. Williams

**MEMBERS  
ABSENT**

**A/P STAFF  
ATTENDING**

Mr. Edwards  
Mr. Pierson  
Mr. Taffaro  
Mr. Newton  
Ms. Nolan  
Ms. Wallace  
Mr. Morgan  
Mr. Buie  
Mr. Alford  
Mrs. Cobb  
Ms. Williams  
Mr. Caldwell

**OTHERS  
ATTENDING**

Mr. Hoffman  
Mr. Levraea

### Public Comment Policy

Public comments on any of the items (other than introductions) may be submitted via email to [publiccomment@flybtr.com](mailto:publiccomment@flybtr.com). Comments may be called in at 225-355-0333 from 1:00 – 3:30 pm on Tuesday, May 05, 2020.

### CERTIFICATION OF INABILITY TO OPERATE DUE TO LACK OF QUORUM

In accordance with Executive Proclamations JBE 2020-30 and 2020-33, issued by Governor John Bel Edwards on March 16, 2020 and March 22, 2020, respectively, this notice shall serve as a certification of the Greater Baton Rouge Airport Board of Commissioner's inability to otherwise operate in accordance with the Louisiana Open Meetings Law due to a lack of a quorum as a result of the COVID-19 public health emergency. Pursuant to Section 4 of JBE 2020-30, the Greater Baton Rouge Airport Board of Commissioner will provide for attendance at its next meeting, which will only contain business deemed essential government business, on Tuesday, May 5, 2020, via video conference. A gathering of the entire membership of the Greater Baton Rouge Airport Board of Commissioner and necessary staff would violate Governor Edwards's order suspending all public gatherings of ten or more people to be suspended or postponed. The Greater Baton Rouge Airport Board of Commissioner is composed of thirteen members. The items appearing on the agenda have been deemed essential for the continued conduct of business by the Director of Aviation.

Considering the foregoing, and in accordance with Proclamation Numbers JBE 2020-30 and JBE 2020-33, the Greater Baton Rouge Airport Board of Commissioner meeting on Tuesday, May 5, 2020, at 3:30 p.m. will be held via video conference and in a manner that allows for observation and input by members of the public, as set forth in the Notice posted on April 30, 2020.

Mike Edwards  
Director of Aviation

**4. Approval of the minutes of the regular meeting of March 10, 2020.**

A motion was made by Mr. Callender, seconded by Mr. Lowery, to approve the minutes of the regular meeting of March 10, 2020.

There being no opposition, the motion carried.

**5. Receiving a report and update on the COVID-19 impact. By: Director of Aviation.**

At this time the Director gave a lengthy presentation on the impact of Covid-19 at the Baton Rouge Metropolitan Airport.

The report was accepted by Councilman Welch and Mr. Buckley.

**6. Authorization for the Mayor-President and/or Chairman of the Airport Commission to execute a resolution authorizing the Director of Aviation to take such immediate, short-term actions as necessary to implement airport relief measures in response to the COVID-19 pandemic. By: Director of Aviation.**

Chairman Matt Butler called on the Director of Aviation to explain the item. The Director presented a detailed PowerPoint presentation to the board and provided current updates on all airport operations and actions being taken as a result of Covid-19. During this presentation he stated that this dramatic economic impact of the COVID-19 pandemic requires an immediate response by BTR to be able to provide short-term relief measures to tenants and concessionaires. The direct effects on BTR include but are not limited to a substantial reduction in air travel, a decline in dining and retail concession sales, and reduced parking and transportation activity. As a result, airlines, tenants and concessionaires have been forced to reduce services, furlough employees and/or shutter their operations.

The Director of Aviation requested authorization to offer temporary relief measures to the tenants and concessionaires that have been significantly impacted by the COVID-19 pandemic. He stated these measures will be consistent with the Airport Relief Resolution as well as state and federal law. The Director then stated that he intends to only offer deferments as a form of relief and this will be a fluid situation over the next several months and flexibility is required to respond.

After a brief discussion, a motion was made by Mr. Callender, seconded by Mr. Buckley, to approve the item.

There being no opposition, the motion carried.



7. **Authorization for the Mayor-President and/or Chairman of the Airport Commission to accept and execute a grant agreement from the Federal Aviation Administration (FAA) through the Coronavirus Aid, Relief, and Economic Security (CARES) Act in the amount of \$8,413,011. By Director of Aviation.**

Chairman Matt Butler, called on the Director at this time. The Director stated that the Airport received a grant from the Federal Aviation Administration in the amount of \$8,413,011.00 that will be used to cover debt service and other airport operational expenses as a result of the Covid-19 pandemic. After a lengthy discussion, a motion was made by Councilman Welch, seconded by Mr. Lowery, to accept and execute the grant agreement for such purpose.

There being no opposition, the motion carried.

8. **Authorization for the Mayor-President and/or Chairman of the Airport Commission to execute Lease No. GS-07P- LLA 00657 with the United States of America on behalf of the Transportation Security Administration (TSA) for an 8,749 sq. ft. building located at 9191 Plank Road at a rental rate of \$170,128.65 per year for a period of eight (8) years, with a (2) year option as follows. By: Director of Aviation.**

Years 1 –10	11/14/2021 – 11/13/31
Annual Rate / RSF Shell Rental Rate	\$113,737.00 (8,749 sq. ft. @ \$13.00/sq. ft.)
Operating Costs	\$56,391.65 (Utilities/Maintenance Cost subject to annual increases)
Full Service Rate	\$170,128.65 yearly / \$14,177.38 monthly / \$19.45 per sq. ft.

Chairman Matt Butler called on the Director at this time to explain item to the board. The Assistant Director further explained the details of the lease agreement. After a brief discussion, a motion was made by Mr. Buckley, seconded by Councilman Welch, to approve the lease with TSA.

There being no opposition, the motion carried.

9. **Status Report – Report will be given at the June meeting.**
10. **Public Relations /Marketing Report – Mr. Jim Caldwell, Airport Marketing Manager provided an update the Airport Commission on current airline data as a result of Covid-19.**
11. **Financial Report – Report will be given at the June meeting**
12. **Business Development Report – Report will be given at the August meeting.**
13. **Administrative Matters.**

Chairman Matt Butler announced to the board there were a few Administrative Matters and asked if there was a motion to waive the rules.

After a brief discussion, it was decided to withdraw request for the Administrative Matter items and no action was taken at this time.

**14. Adjourn.**

A motion was made by Mr. Dodds, seconded by Mr. Callender, to adjourn the meeting. The meeting adjourned at 4:55 p.m.

RESPECTFULLY SUBMITTED,

***Mike Edwards***

Mike Edwards  
Director of Aviation

ME/kn



# BATON ROUGE METROPOLITAN AIRPORT

May 5, 2020

Project	Status	Consultant	Contractor	Current Budget	Paid to Date	Remaining Balance
I. CONSTRUCTION						
ACTIVE PROJECTS						
North Airpark Development - Utility Corridor						
Grant	State H.0XXXXX			\$ 930,000	\$ -	\$ 930,000
Design		RFQ Advertising				
Construction						
Rehab South GA Apron						
Grant	AIP 3-22-0006-XXX-20xx State H.013224			\$ 5,169,439	\$ 3,846,506	\$ 1,322,933
Design	Design Complete	Michael Baker International				
Construction	Construction Complete		Barriere Construction Co.			
Runway 13/31 Safety Area/RPZ Improvements						
Grant	AIP 3-22-0006-110-2018 AIP 3-22-0006-112-2018 AIP 3-22-0006-113-2018 State H.013690			\$ 14,514,909	\$ 3,958,675	\$ 10,556,234
Design	Phase I - Design Complete	Volkert, Inc.				
Construction	Pending Bid Advertisement		TBD			
Total Active Projects				\$ 20,614,348	\$ 7,805,181	\$ 12,809,167.00
II. PLANNING						
Total Planning Projects				\$ -	\$ -	\$ -

Yellow Denotes there is a change in the project

Red Denotes the change



# MARKETING, PUBLIC RELATIONS & AIR SERVICE DEVELOPMENT REPORT



**BTR**





# BTR Enplanements

	<u>2019</u>	<u>2020</u>	<u>% Change</u>
January	29,057	30,452	+4.8%
February	27,395	30,906	+12.8%
March	35,033	16,219	-53.7%
April	35,470		
May	35,835		
June	35,943		
July	35,288		
August	33,202		
September	32,881		
October	39,490		
November	36,792		
December	<u>35,751</u>		
Year-To-Date	412,283 (+2.6%)	<u>77,568</u>	<u>-15.2%</u>



**BTR**



## BTR Deplanements

	<u>2019</u>	<u>2020</u>	<u>% Change</u>
January	29,365	31,418	+6.7%
February	28,268	30,855	+9.2%
March	34,775	16,757	-51.8%
April	35,128		
May	33,835		
June	35,806		
July	35,307		
August	34,112		
September	32,744		
October	39,885		
November	36,701		
December	<u>34,467</u>		
<u>Year-To-Date</u>	410,142 (+1.8%)	<u>78,960</u>	<u>-14.5%</u>



**BTR**





# February 2020 & YTD On-Time Performance For Departures Compared To Nearby Airports (most recent DOT report)

## Month Of Feb 2020

BTR 85.6%

LFT 87.6%

MSY 80.3%

GPT 85.6%

## Year-To-Date Feb 2020

BTR 86.1%

LFT 88.3%

MSY 82.3%

GPT 86.6%



# BTR

Source: DOT BTS (Bureau of Transportation Statistics)



# BTR Baggage Delivery Data by Airline

March 2020

## Average Delivery Time

American 12:02

Delta 13:05

United 11:00

\* Late if delivery time exceeds 20 minutes after flight arrival



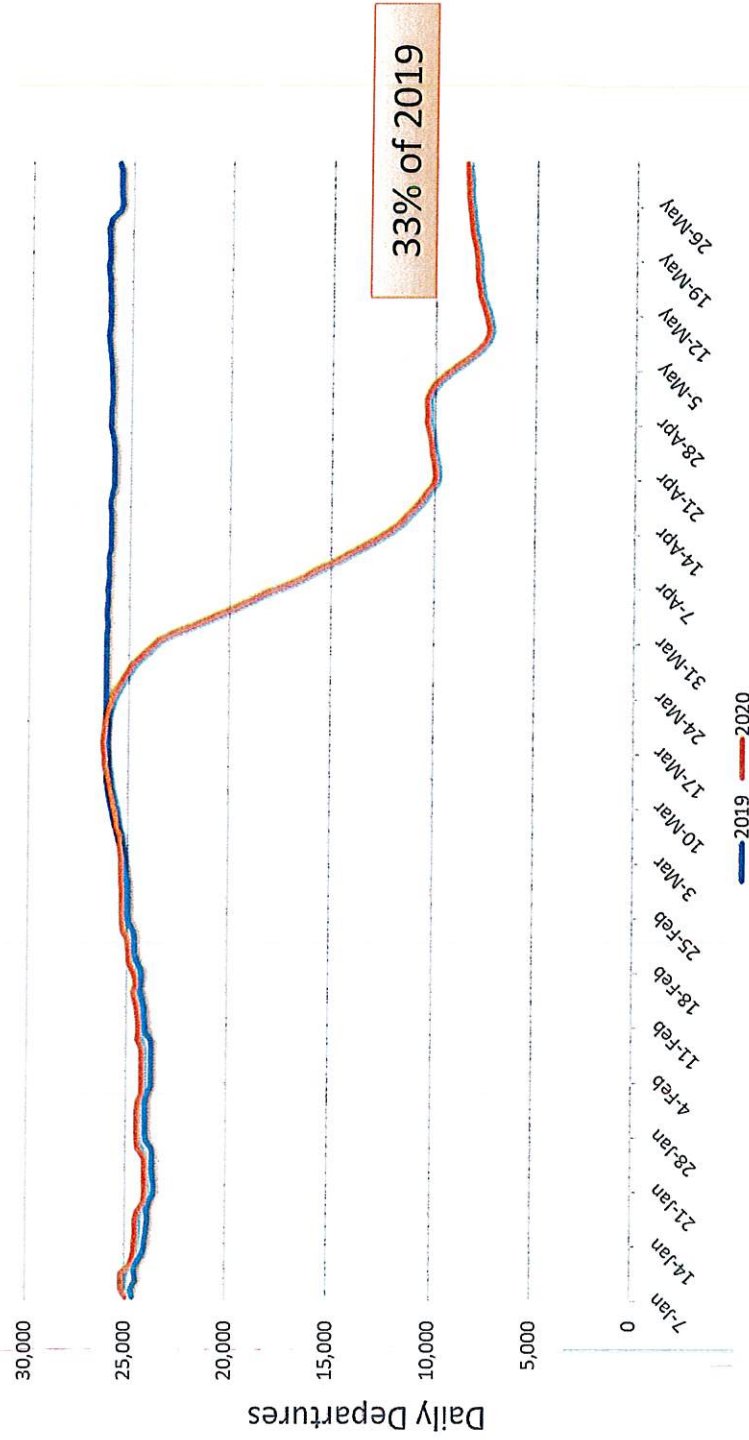
**BTR**





# Flight Schedules Reduced across the US; May 2020 Flights Expected to be to 33% of May 2019

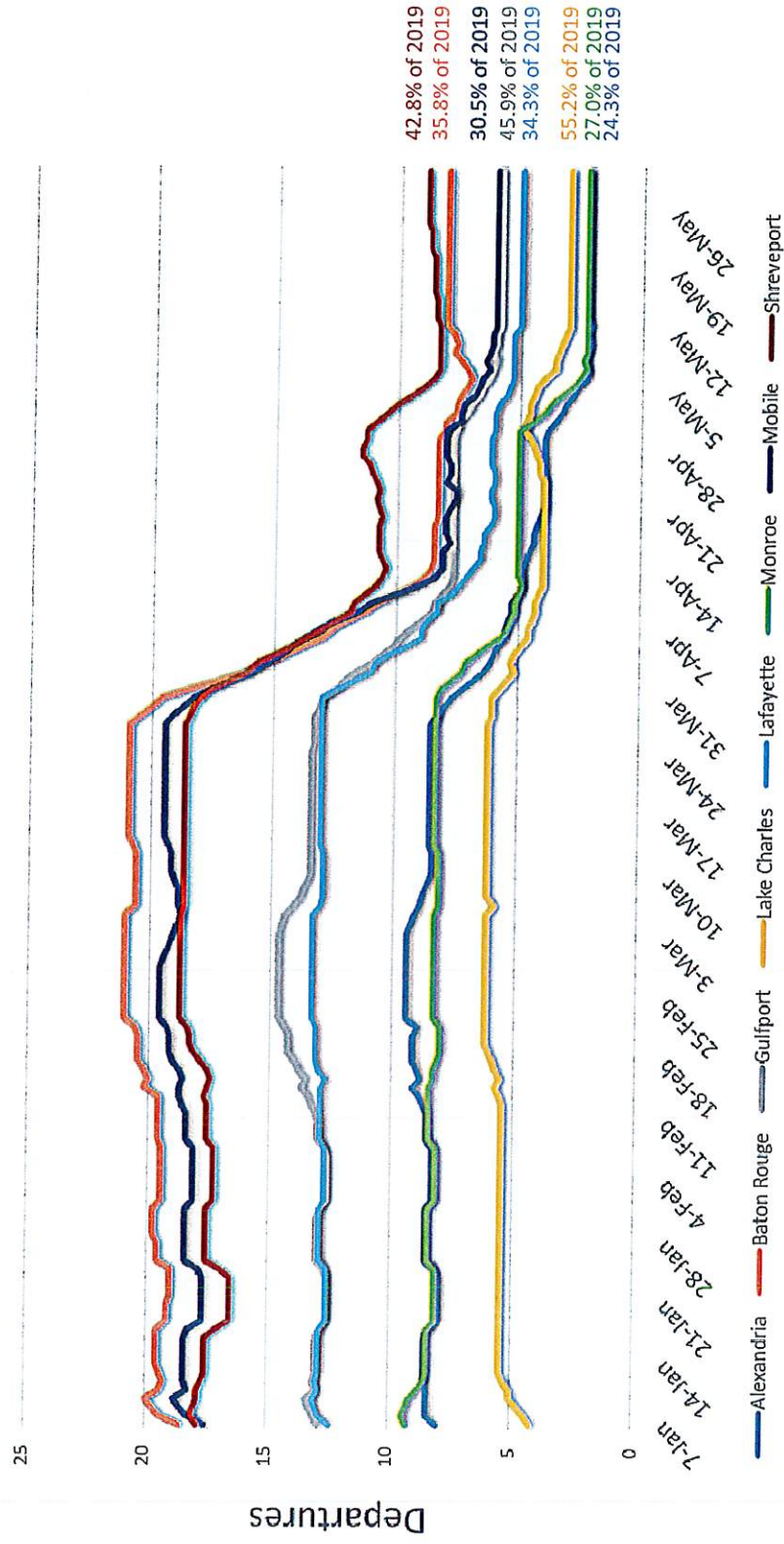
United States, Average Daily Departures by Year  
(7 Day Moving Average)



Source: ADI, Inc.  
Note: Does not include operational cancellations

# Other Airports in Louisiana and Nearby also Showing Massive Reductions

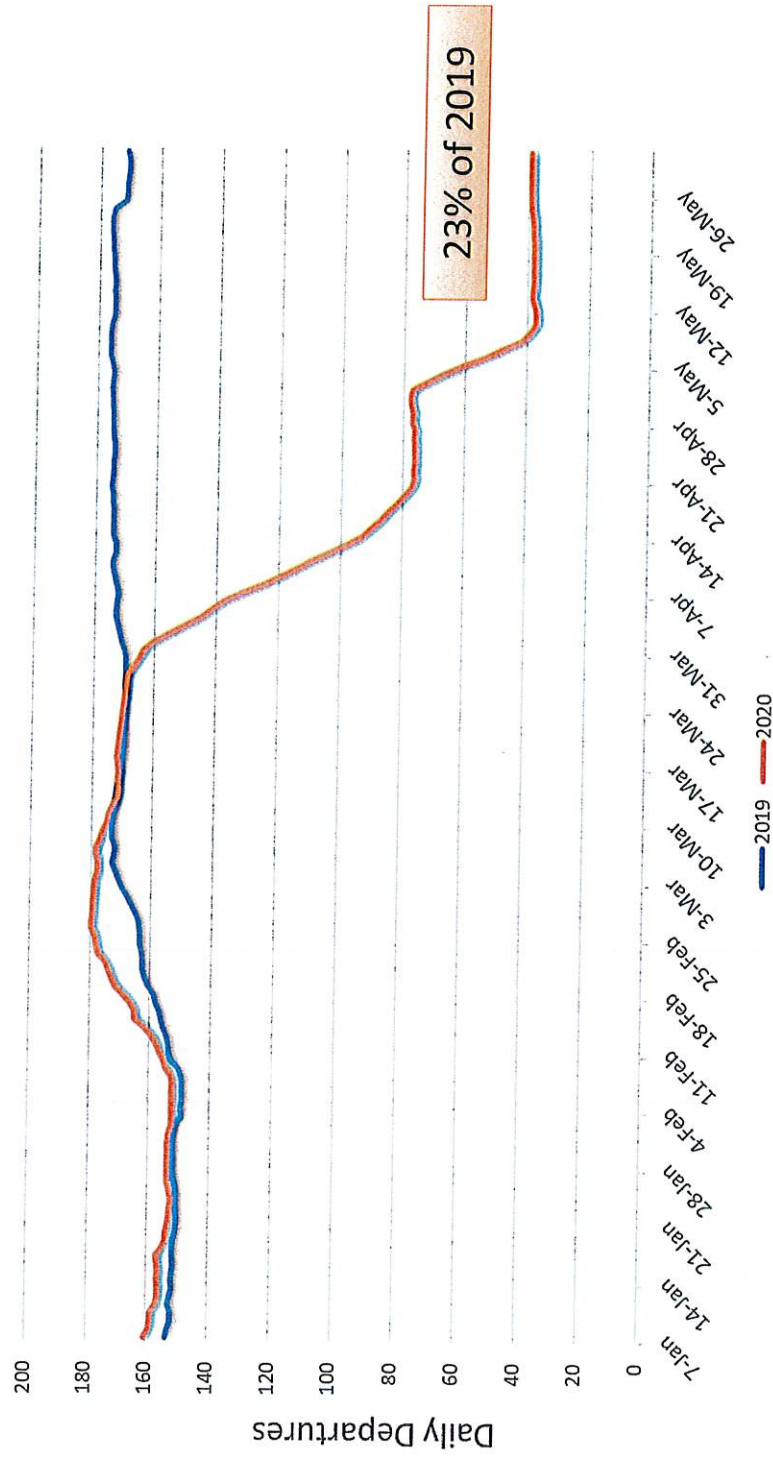
Louisiana and Other Airports, Average Daily Departures by Year  
(7 Day Moving Average)



Source: ADI, Inc.  
Note: Does not include operational cancellations

# New Orleans Particularly Hard Hit with only 23% of Flights Operating in May as Compared to May 2019

New Orleans (MSY), Average Daily Departures by Year  
(7 Day Moving Average)

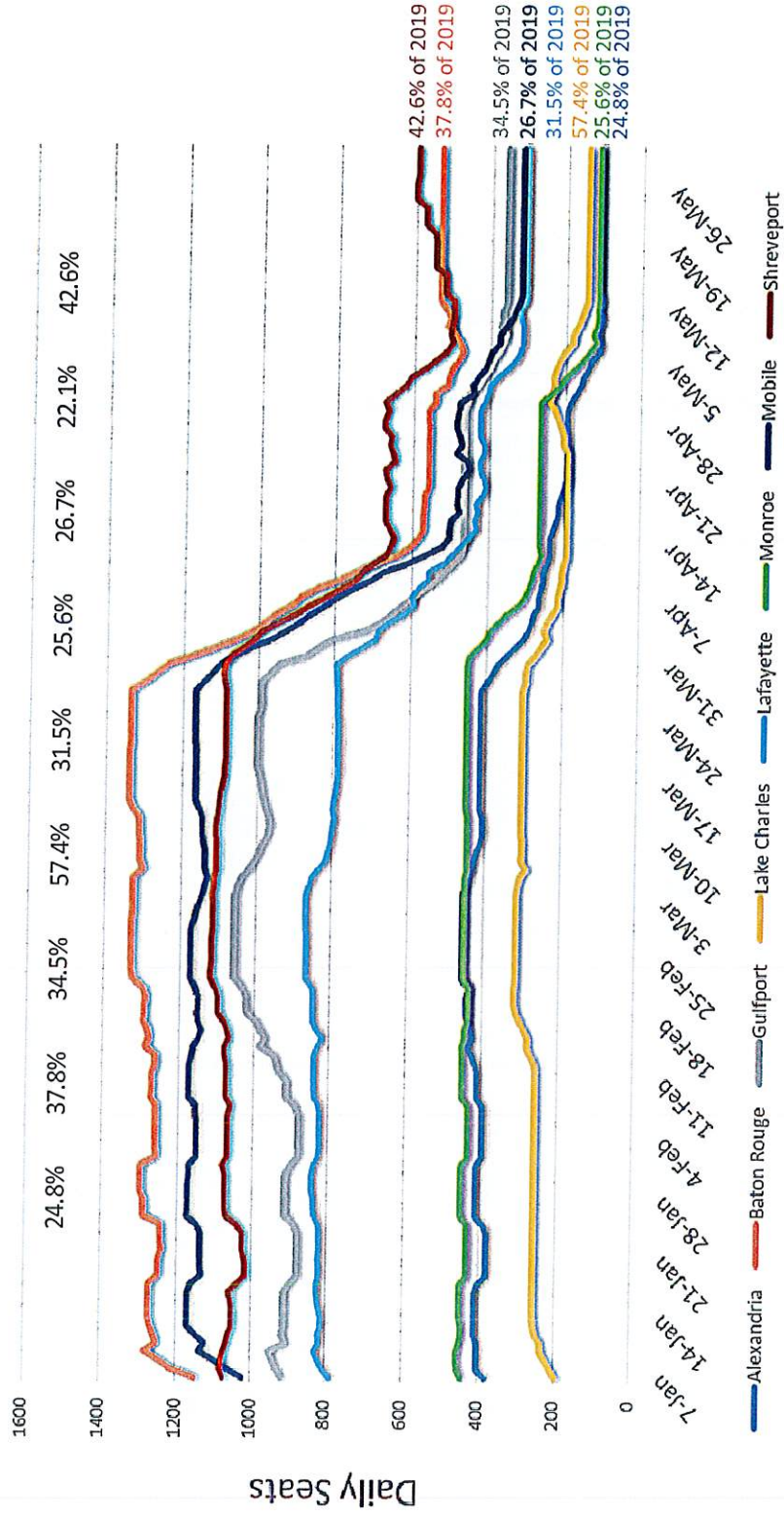


Source: ADI, Inc.  
Note: Does not include operational cancellations



# Some Slight Differences for Daily Departing Seats as Compared to Daily Flight Departures due to Aircraft Size

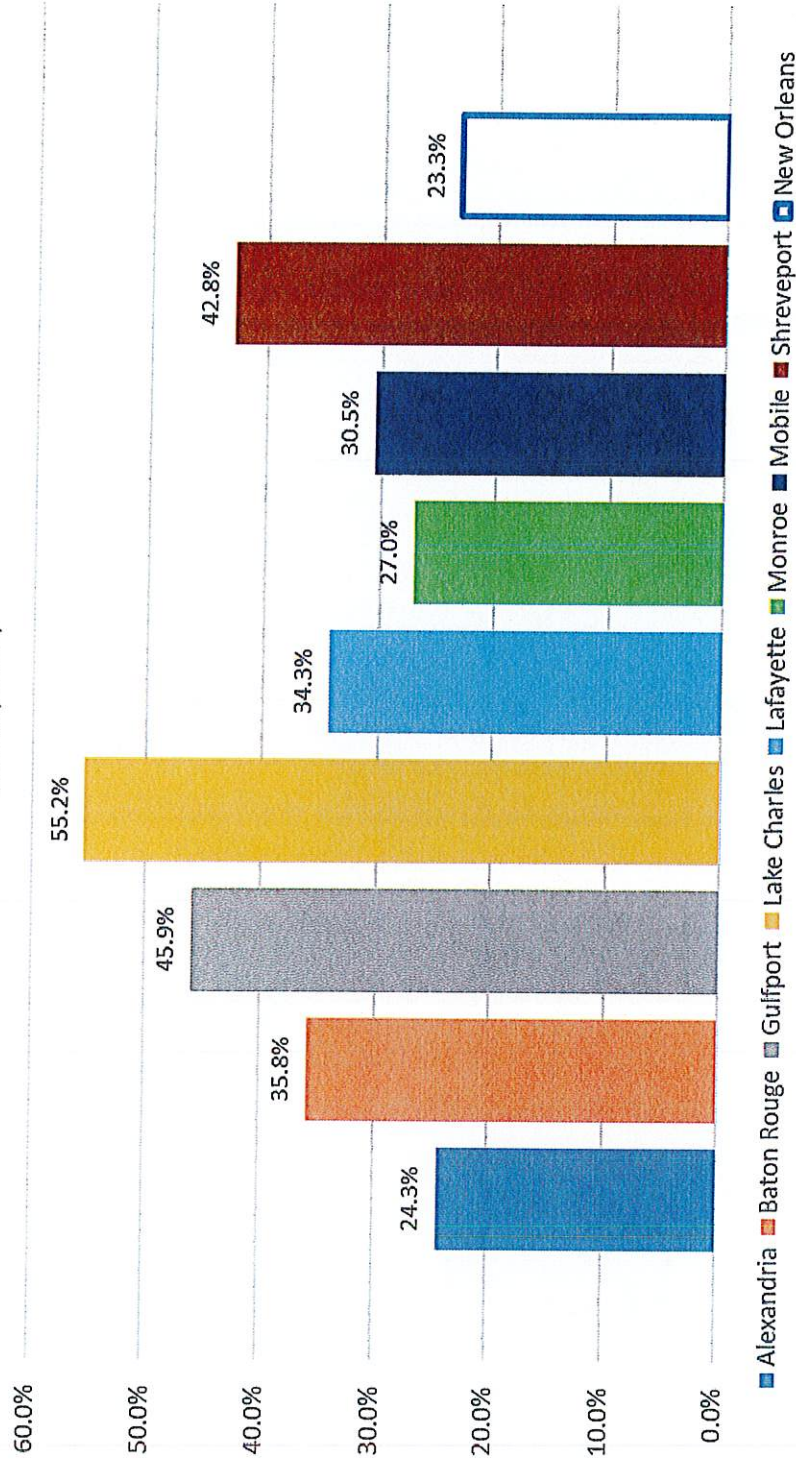
Louisiana and Other Airports, Average Daily Seats by Year  
(7 Day Moving Average)



Source: ADI, Inc.  
Note: Does not include operational cancellations

# Baton Rouge in the Middle among Louisiana and nearby Airports for May Flight Percentage Reductions Compared to May 2019

Louisiana and Other Airports, Average Daily Departure Change  
(vs. May 2019)



■ Alexandria ■ Baton Rouge ■ Gulfport ■ Lake Charles ■ Lafayette ■ Monroe ■ Mobile ■ Shreveport ■ New Orleans



## New BTR Flight Schedules

Airlines serving an airport route 25+ times per week must continue with at least five flights per week on the route to receive CARE Act funding

BTR flights generally at one daily flight per airline in the second half of April

## BTR Flights Scheduled to Increase on May 4<sup>th</sup>

AA: 1-2 daily RT flights to CLT and 2-3 to DFW based on the day of week

DL: 1 daily RT flight to ATL

UA: 2 daily RT flights to IAH



**BTR**





## Mid-May Through June Advertising & Sponsorships

### Advertising with Modified Creative

- Resume advertising incrementally in May with digital ads and radio with modified creative
- Radio and digital ads can be updated relatively inexpensively with modified creative

*Radio:* WRKF, WDGL, and others

*Online:* Premium OTT; Facebook & Twitter; Google Display & Video

*Outdoor:* BTR – new billboard creative in production

### Advertising Sponsorships & Events

LSU and Southern have offered new ad options to offset spring sport losses

- LSU Athletics Sponsorship Ad Package
- Southern University Athletics Sponsorship Ad Package



**BTR**





**BTR**BATON ROUGE  
METROPOLITAN AIRPORT

**GREATER BATON ROUGE AIRPORT DISTRICT  
CASH RECONCILIATION SUMMARY  
FOR THE PERIOD ENDING FEBRUARY 29, 2020**

	<b>Trial Balance Cash as of 02/29/20</b>	<b>Uncommitted Cash as of 02/29/20</b>	<b>Uncommitted Cash as of 02/28/19</b>
<b>FUNDS FOR OPERATION</b>			
<b>Cash &amp; Investments</b>	<u>\$ 4,580,320.65</u>	<u>\$ 4,580,320.65</u>	<u>\$ 5,297,016.65</u>
<b>Total Unrestricted Funds</b>	<u>\$ 3,181,240.72</u>	<u>\$ 293,877.48</u>	<u>\$ 577,249.48</u>
<b>Total Restricted Funds</b>	<u>\$ 4,492,671.81</u>	<u>\$ 873,701.81</u>	<u>\$ 781,896.72</u>
<b>TOTAL</b>	<u><u>\$ 12,254,233.18</u></u>	<u><u>\$ 5,747,899.94</u></u>	<u><u>\$ 6,656,162.85</u></u>



GREATER BATON ROUGE AIRPORT DISTRICT  
STATEMENT OF REVENUES AND EXPENDITURES  
FOR THE PERIOD ENDING FEBRUARY 2020

	2020 APPROVED BUDGET (-)	2020 EXPENDITURES/ REVENUES (=)	2020 BALANCE	VARIANCE	FEBRUARY 2019 EXPENDITURES/ REVENUES	2020 EXPENDITURES/ REVENUES COMPARED TO 2019
Total Expenditures	2,519,105.00	2,393,040.85	126,064.15	-5.00%	1,798,586.50	33.05%
Total Revenues	2,519,138.33	2,400,436.04	118,702.29	-4.71%	2,368,310.67	1.36%
Surplus (Deficit)		7,395.19			569,724.17	



**BATON ROUGE METRO AIRPORT  
CUSTOMER FACILITY CHARGE  
ACCRUAL BASIS**

	2019	2020	% Change
January	133,455.00	143,504.10	7.53%
February	141,652.95	141,788.28	0.10%
March	169,961.40		-100.00%
April	179,241.75		-100.00%
May	176,492.70		-100.00%
June	165,441.15		-100.00%
July	165,201.30		-100.00%
August	164,530.95		-100.00%
September	154,986.15		-100.00%
October	176,099.10		-100.00%
November	166,548.15		-100.00%
December	151,365.52		-100.00%
Totals for the Periods			
Ending February 29	275,107.95	285,292.38	3.70%



**BTR**

BATON ROUGE  
METROPOLITAN AIRPORT

**BATON ROUGE METRO AIRPORT  
PASSENGER FACILITY CHARGE  
ACCRUAL BASIS**

	2019	2020	% Change
January	122,226.38	128,552.37	5.18%
February	115,707.23	130,637.62	12.90%
March	147,442.54		-100.00%
April	149,185.37	-	-100.00%
May	152,126.67	-	-100.00%
June	151,305.74	-	-100.00%
July	149,387.31	-	-100.00%
August	140,084.90	-	-100.00%
September	139,926.86	-	-100.00%
October	167,509.23	-	-100.00%
November	155,419.17	-	-100.00%
December	150,809.67	-	-100.00%
Totals for the Periods			
Ending February 29	237,933.61	259,189.99	8.93%

**AIRPORT COMMISSION AGENDA**

**SUPPORTING DOCUMENT NO. 11**



# BATON ROUGE METROPOLITAN AIRPORT

June 2, 2020

Project	Status	Consultant	Contractor	Current Budget	Paid to Date	Remaining Balance
<b>I. CONSTRUCTION</b>						
<b>ACTIVE PROJECTS</b>						
<b>North Airpark Development - Utility Corridor</b>						
Grant	State H.0XXXXX			\$ 930,000	\$ -	\$ 930,000
Design		Forte & Tablada				
Construction			TBD			
<b>Rehab South GA Apron</b>						
Grant	AIP 3-22-0006-XXX-20xx State H.013224			\$ 5,169,439	\$ 3,846,506	\$ 1,322,933
Design	Design Complete	Michael Baker International				
Construction	Pending Retainage Payment		Barriere Construction Co.			
<b>Runway 13/31 Safety Area/RPZ Improvements</b>						
Grant	AIP 3-22-0006-110-2018 AIP 3-22-0006-112-2018 AIP 3-22-0006-113-2018 State H.013690			\$ 14,514,909	\$ 3,958,675	\$ 10,556,234
Design	Design Complete	Volkert, Inc.				
Construction	Phase I - Advertising for Bids		TBD			
<b>Total Active Projects</b>				\$ 20,614,348	\$ 7,805,181	\$ 12,809,167.00
<b>II. PLANNING</b>						
<b>Total Planning Projects</b>				\$ -	\$ -	\$ -

Yellow Denotes there is a change in the project

Red Denotes the change

**AIRPORT COMMISSION AGENDA**

**SUPPORTING DOCUMENT NO. 12**



# MARKETING, PUBLIC RELATIONS & AIR SERVICE DEVELOPMENT REPORT



**BTR**





## BTR Enplanements

	<u>2019</u>	<u>2020</u>	<u>% Change</u>
January	29,057	30,452	+4.8%
February	27,395	30,906	+12.8%
March	35,033	16,219	-53.7%
April	35,470	1,749	-95.0%
May	35,835		
June	35,943		
July	35,288		
August	33,202		
September	32,881		
October	39,490		
November	36,792		
December	<u>35,751</u>		
Year-To-Date	412,283 (+2.6%)	<u>79,317</u>	<u>-37.5%</u>



**BTR**



## BTR Deplanements

	<u>2019</u>	<u>2020</u>	<u>% Change</u>
January	29,365	31,418	+6.7%
February	28,268	30,855	+9.2%
March	34,775	16,757	-51.8%
April	35,128	1,628	-95.4%
May	33,835		
June	35,806		
July	35,307		
August	34,112		
September	32,744		
October	39,885		
November	36,701		
December	<u>34,467</u>		
<u>Year-To-Date</u>	410,142 (+1.8%)	<u>80,588</u>	<u>-36.8%</u>



**BTR**





# March 2020 & YTD On-Time Performance For Departures Compared To Nearby Airports (most recent DOT report)

## Month Of March 2020

BTR 91.2%

LFT 93.0%

MSY 91.4%

GPT 90.7%

## Year-To-Date March 2020

BTR 87.8%

LFT 89.8%

MSY 85.2%

GPT 87.9%



# BTR

Source: DOT BTS (Bureau of Transportation Statistics)



# BTR Baggage Delivery Data by Airline

April 2020

## Average Delivery Time

American 12:55

Delta 13:38

United 11:51

\* Late if delivery time exceeds 20 minutes after flight arrival



**BTR**





## BTR Flight Schedule

- June BTR flight schedule:
  - AA: BTR-CLT 2 roundtrip flights daily (3 before COVID19)
  - BTR-DFW 2 roundtrip flights daily (6 before COVID19)
  - DL: BTR-ATL 1 roundtrip flight daily (6-7 before COVID19)
  - UA: BTR-IAH 2 roundtrip flights daily (6-7 before COVID19)
- Incremental growth in passenger volume in May over April
- May passenger enplanements not yet available, but TSA shows an average daily count of over 150, which compares to 59 daily in April



## June Advertising & Sponsorships

### Advertising with Modified Creative

- Advertising has resumed with digital ads
- New radio ads will begin running in June

*Radio:* WRKF, WDGL, WJBO, KRVE, WYNK, WFMY

*Online:* Premium OTT; Facebook & Twitter; Google Display & Video; Business Report Daily Report

*Outdoor:* BTR – New billboard creative installed

### Advertising Sponsorships & Events

- LSU Athletics Sponsorship Ad Package
- Southern University Athletics Sponsorship Ad Package



**BTR**



**AIRPORT COMMISSION AGENDA**

**SUPPORTING DOCUMENT NO. 13**



**BTR**BATON ROUGE  
METROPOLITAN AIRPORT

**GREATER BATON ROUGE AIRPORT DISTRICT  
CASH RECONCILIATION SUMMARY  
FOR THE PERIOD ENDING MARCH 31, 2020**

	<b>Trial Balance Cash as of 03/31/20</b>	<b>Uncommitted Cash as of 03/31/20</b>	<b>Uncommitted Cash as of 03/31/19</b>
<b>FUNDS FOR OPERATION</b>			
<b>Cash &amp; Investments</b>	<b>\$ 3,550,154.75</b>	<b>\$ 3,550,154.75</b>	<b>\$ 5,181,598.83</b>
<b>Total Unrestricted Funds</b>	<b>\$ 3,941,439.54</b>	<b>\$ 959,378.48</b>	<b>\$ 577,249.48</b>
<b>Total Restricted Funds</b>	<b>\$ 3,714,113.76</b>	<b>\$ 214,787.92</b>	<b>\$ 323,877.23</b>
<b>TOTAL</b>	<b>\$ 11,205,708.05</b>	<b>\$ 4,724,321.15</b>	<b>\$ 6,082,725.54</b>

GREATER BATON ROUGE AIRPORT DISTRICT  
STATEMENT OF REVENUES AND EXPENDITURES  
FOR THE PERIOD ENDING MARCH 2020

	APPROVED BUDGET (-)	2020 EXPENDITURES/ REVENUES (=)	2020 BALANCE	VARIANCE	MARCH 2019 EXPENDITURES/ REVENUES	2020 EXPENDITURES/ REVENUES COMPARED TO 2019
Total Expenditures	3,778,657.50	3,415,883.32	362,774.18	-9.60%	3,043,455.25	12.24%
Total Revenues	3,778,707.50	3,471,411.39	307,296.11	-8.13%	3,650,347.97	-4.90%
Surplus (Deficit)		55,528.07			606,892.72	



**BATON ROUGE METRO AIRPORT  
CUSTOMER FACILITY CHARGE  
ACCRUAL BASIS**

	2019	2020	% Change
January	133,455.00	143,504.10	7.53%
February	141,652.95	141,788.28	0.10%
March	169,961.40	117,846.30	-30.66%
April	179,241.75		-100.00%
May	176,492.70		-100.00%
June	165,441.15		-100.00%
July	165,201.30		-100.00%
August	164,530.95		-100.00%
September	154,986.15		-100.00%
October	176,099.10		-100.00%
November	166,548.15		-100.00%
December	151,365.52		-100.00%
Totals for the Periods Ending March 31	445,069.35	403,138.68	-9.42%



**BATON ROUGE METRO AIRPORT  
PASSENGER FACILITY CHARGE  
ACCRUAL BASIS**

	2019	2020	% Change
January	122,226.38	128,552.37	5.18%
February	115,707.23	130,637.62	12.90%
March	147,442.54	66,951.89	-54.59%
April	149,185.37	-	-100.00%
May	152,126.67	-	-100.00%
June	151,305.74	-	-100.00%
July	149,387.31	-	-100.00%
August	140,084.90	-	-100.00%
September	139,926.86	-	-100.00%
October	167,509.23	-	-100.00%
November	155,419.17	-	-100.00%
December	150,809.67	-	-100.00%
Totals for the Periods			
Ending March 31	385,376.15	326,141.88	-15.37%





# BTR

BATON ROUGE  
METROPOLITAN AIRPORT

**BATON ROUGE METRO AIRPORT  
TNC REVENUE  
ACCRUAL BASIS**

	Pickups		2019	Pickups		2020	% Change
	Uber	Lyft		Uber	Lyft		
January				2,689	1,366	11,556.75	100.00%
February				2,305	1,175	9,918.00	100.00%
March				1,151	627	5,067.30	100.00%
April							
May							
June							
July							
August							
September							
October							
November							
December							
	2,427	1,104	10,063.35				
Totals for the Periods							
Ending March 31			-	6,145	3,168	26,542.05	100.00%