

14.6 tests conducted per 1,000 residents ↑

*Testing data for week of 1/25-1/31

↓ + 13.5% average positivity rate

COVID-19

Escambia County, FL

13.9% POVERTY RATE

10.4% UNINSURED

20.8% <18 YEARS OLD

16.8% ≥ 65 YEARS OLD



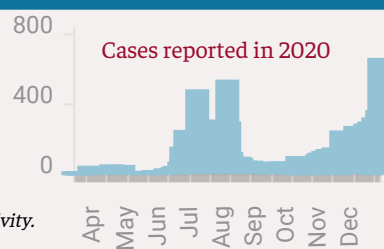
Escambia County ranks #15 in deaths and #12 in cases statewide

528 deaths
2% of deaths statewide

31,029 cases
1.8% of cases statewide

Escambia County Risk Level

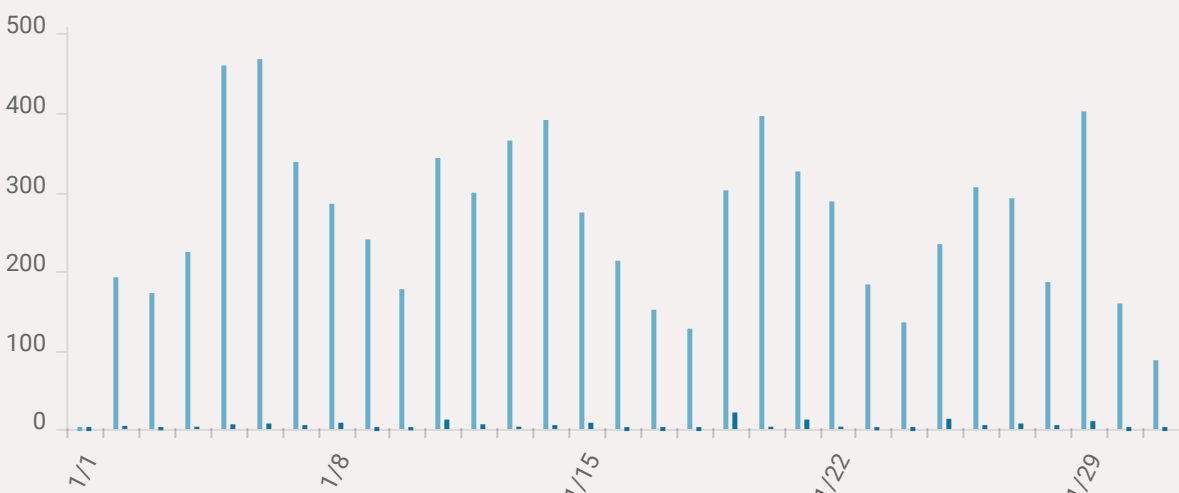
Extremely High



This risk level is provided by the New York Times and is based on cases per capita and test positivity. <https://www.nytimes.com/interactive/2021/us/covid-risk-map.html>

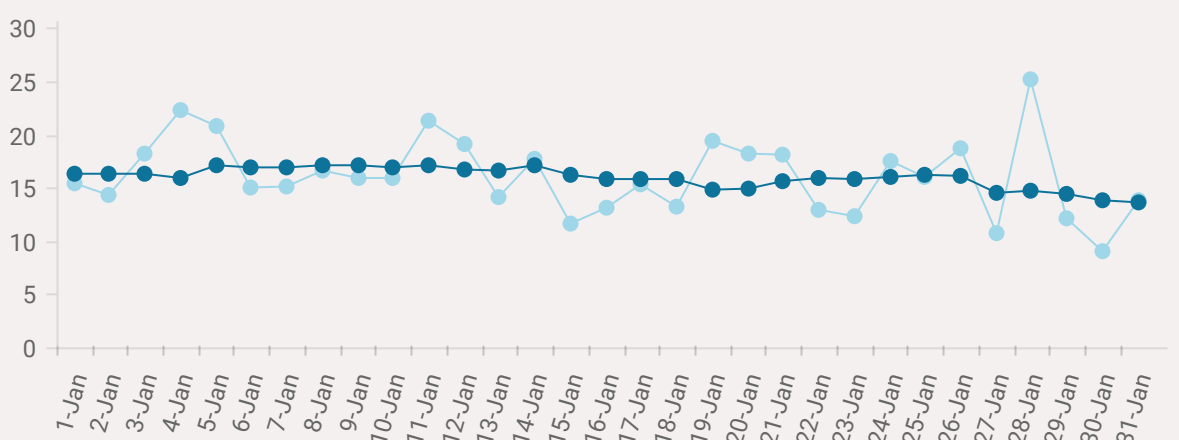
Cases and Deaths in Escambia County 2021

● New Cases ● New Deaths



Test Positivity in Escambia County, 1/1/21 - 1/31/21

● Daily Positivity Rate ● 7 Day Rolling Average



COVID-19 risk is not equal for all people in Escambia County

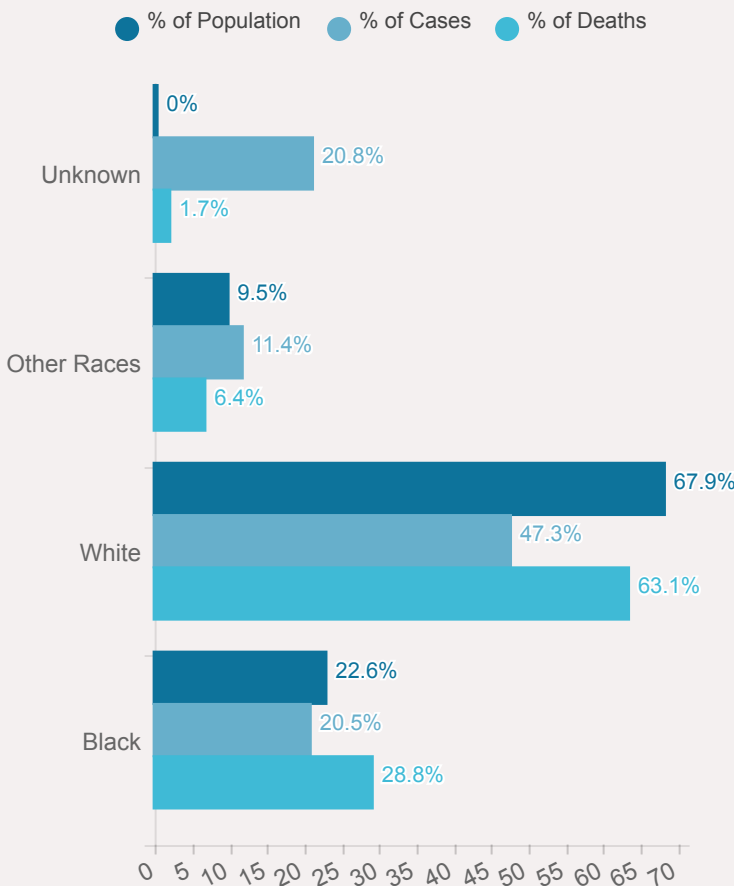
A Black person in Escambia County is

1.3 TIMES

more likely to test positive for COVID-19 than a White resident and

1.4 TIMES

more likely to die from COVID-19 than a White person



*Categories used by Florida Department of Health

Escambia County is home to

16 industrial facilities that release

34.7 million pounds of toxic pollution each year

Exposure to air pollution is linked to increased risk of death from COVID-19

