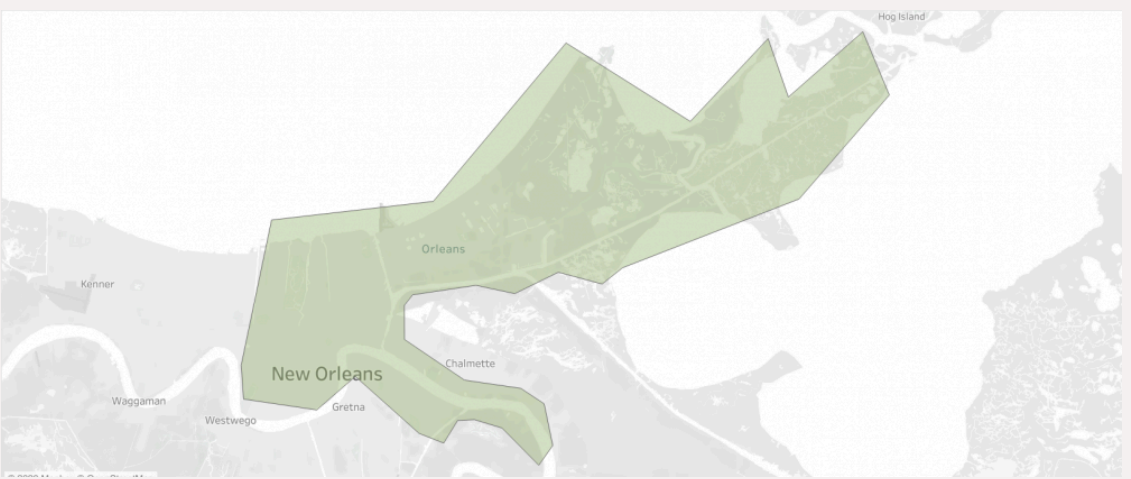


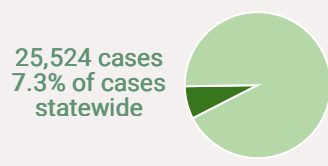
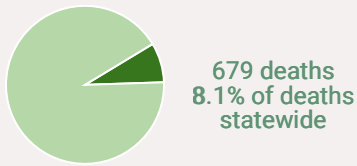
73.4 tests conducted per 1,000 residents ↑ *Testing data for week of 1/25-1/31 ↑ + 3.5% average positivity rate

COVID-19 Orleans Parish, LA

23.8% POVERTY RATE 9.5% UNINSURED 20% <18 YEARS OLD 14.7% ≥ 65 YEARS OLD



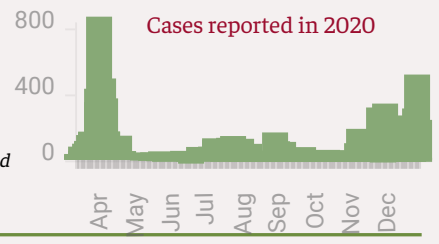
Orleans Parish ranks #2 in deaths and #3 in cases statewide



Orleans Parish Risk Level

Very High

This risk level is provided by the New York Times and is based on cases per capita and test positivity.
<https://www.nytimes.com/interactive/2021/us/covid-risk-map.html>



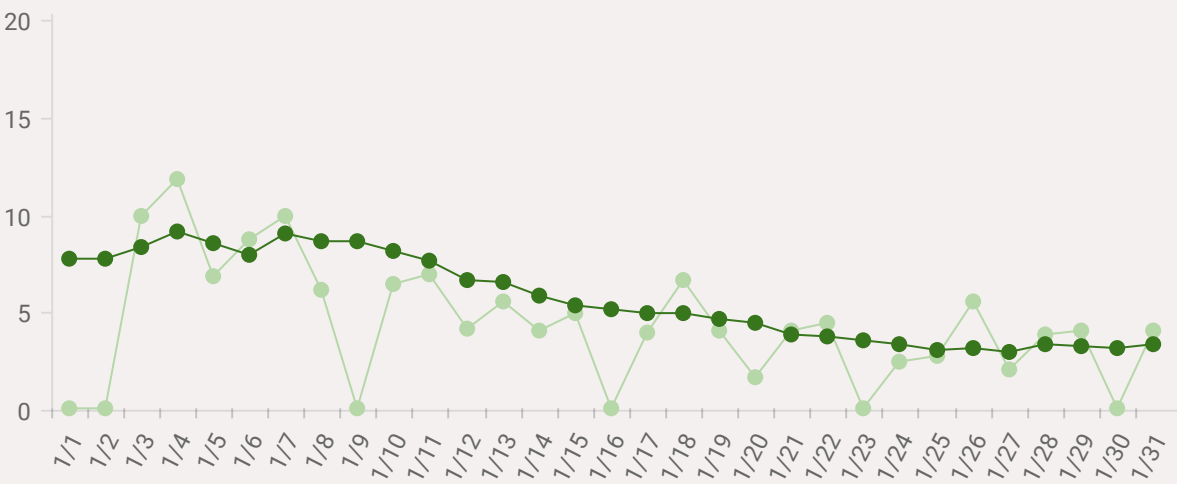
Cases and Deaths in Orleans Parish, 2021

● New Cases ● New Deaths



Test Positivity in Orleans Parish, 1/1-1/31

● Daily Positivity Rate ● 7 Day Rolling Average

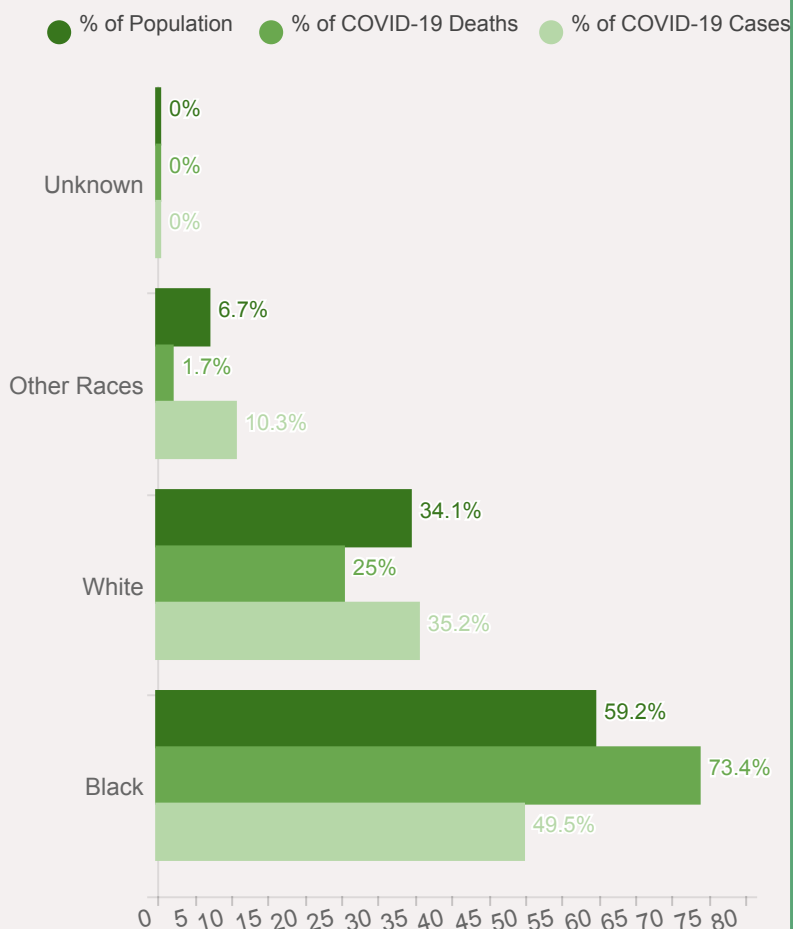


COVID-19 risk is not equal for all people in New Orleans

A Black person in New Orleans is

1.7 TIMES

more likely to die from COVID-19 than a White person



The New Orleans Metropolitan Area is home to

79 industrial facilities that release

45.3 million pounds of toxic pollution each year

Exposure to air pollution is linked to increased risk of death from COVID-19

