

9.2 tests
conducted per
1,000 residents ↓

*Testing data for week of 2/8-2/14

7.6%
average
positivity rate ↓

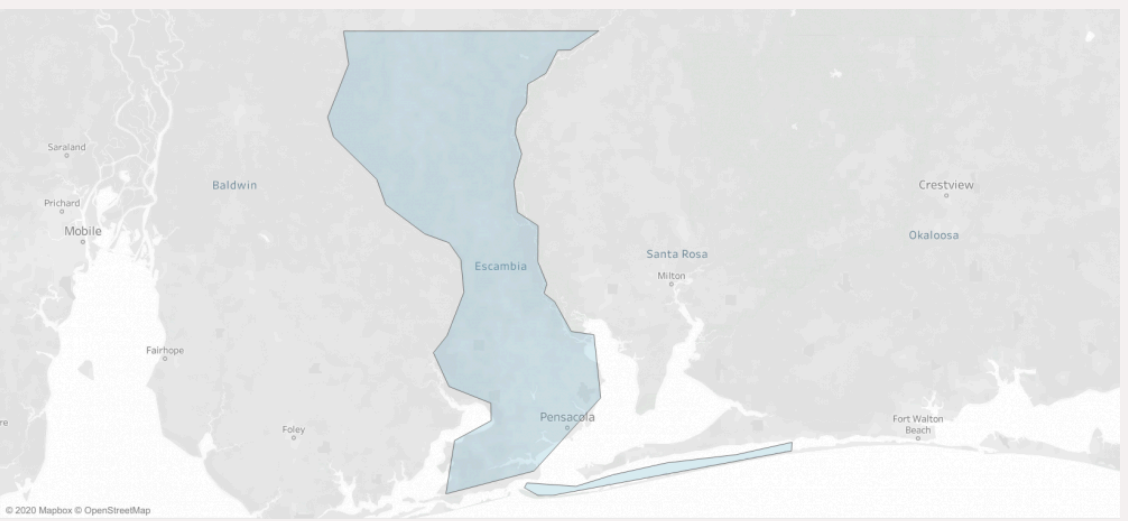
COVID-19 Escambia County, FL

13.9%
**POVERTY
RATE**

10.4%
UNINSURED

20.8%
**<18 YEARS
OLD**

16.8%
**≥ 65 YEARS
OLD**



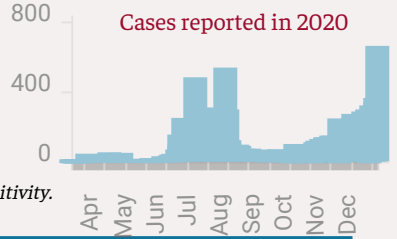
Escambia County ranks #15 in deaths and #12 in cases statewide

594 deaths
2% of deaths
statewide

32,788 cases
1.8% of cases
statewide

Escambia County Risk Level

Extremely High

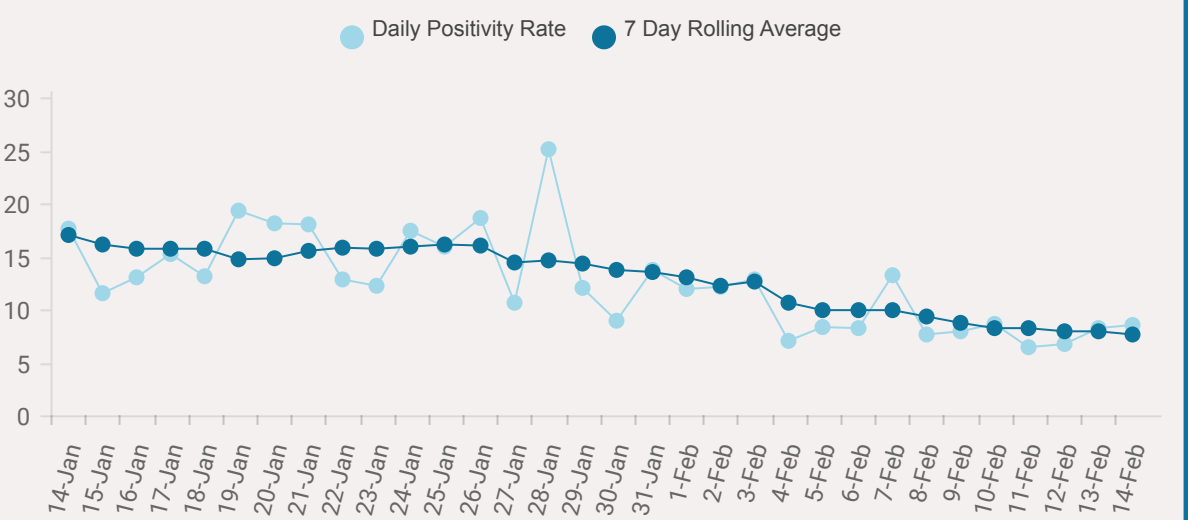


This risk level is provided by the New York Times and is based on cases per capita and test positivity.
<https://www.nytimes.com/interactive/2021/us/covid-risk-map.html>

Cases and Deaths in Escambia County 2021

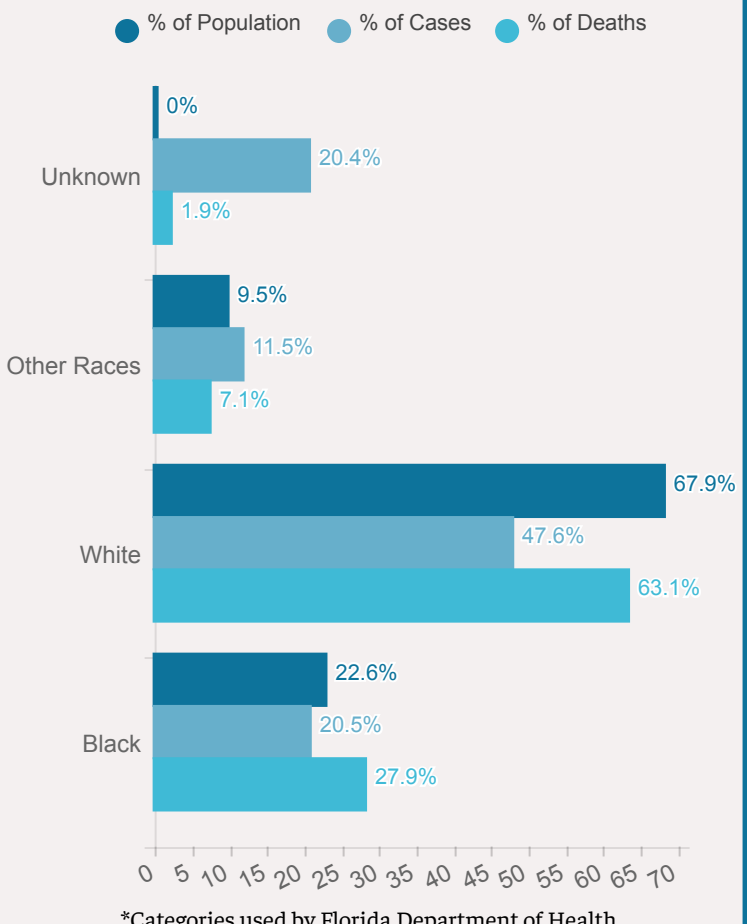


Test Positivity in Escambia County, 1/14/21-2/14/21



COVID-19 risk is not equal for all people in Escambia County

A Black person in Escambia County is
1.3 TIMES
more likely to test positive for COVID-19 than a White resident and
1.3 TIMES
more likely to die from COVID-19 than a White person



Escambia County is home to

16 industrial facilities that release

34.7 million pounds of toxic pollution each year

Exposure to air pollution is linked to increased risk of death from COVID-19

