

5.3 tests conducted per 1,000 residents ↓

*Testing data for week of 3/29-4/4

↑ + 4.7% average positivity rate

COVID-19 Escambia County, FL

\$ 13.9% POVERTY RATE

📄 10.4% UNINSURED

👤 20.8% <18 YEARS OLD

👤 16.8% ≥ 65 YEARS OLD



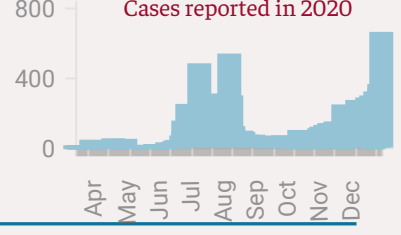
Escambia County ranks #15 in deaths and #15 in cases statewide

669 deaths
2% of deaths statewide

34,990 cases
1.7% of cases statewide

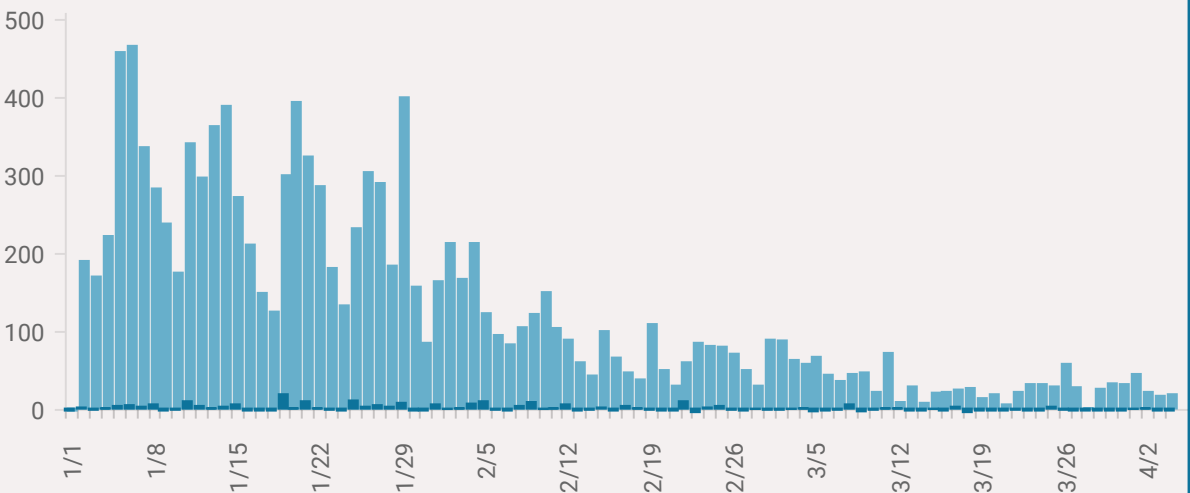
Escambia County Risk Level

High



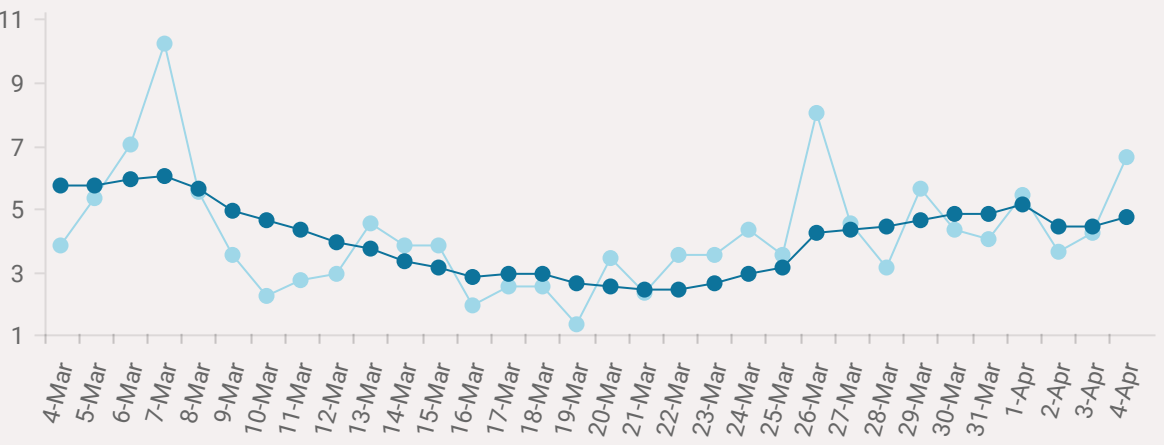
Cases and Deaths in Escambia County 2021

● New Cases ● New Deaths



Test Positivity in Escambia County, 3/4/21-4/4/21

● Daily Positivity Rate ● 7 Day Rolling Average



COVID-19 risk is not equal for all people in Escambia County

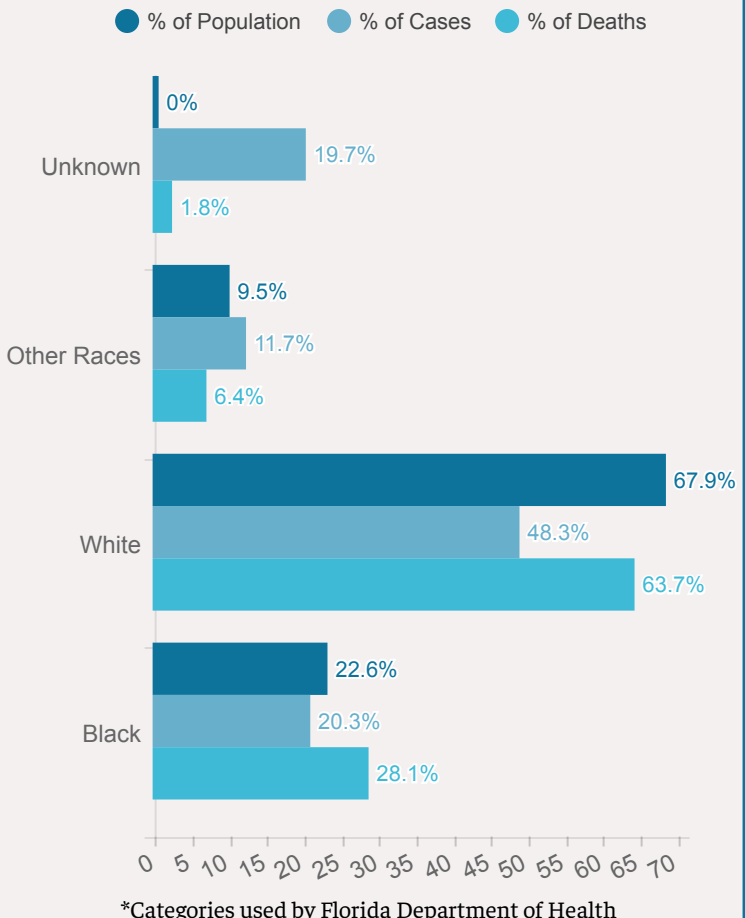
A Black person in Escambia County is

1.3 TIMES

more likely to test positive for COVID-19 than a White resident and

1.3 TIMES

more likely to die from COVID-19 than a White person



Escambia County is home to

16 industrial facilities that release

34.7 million pounds of toxic pollution each year

Exposure to air pollution is linked to increased risk of death from COVID-19

