

4 tests conducted per 1,000 residents ↓

\*Testing data for week of 3/22-3/28

↓ + 12.7% average positivity rate

# COVID-19

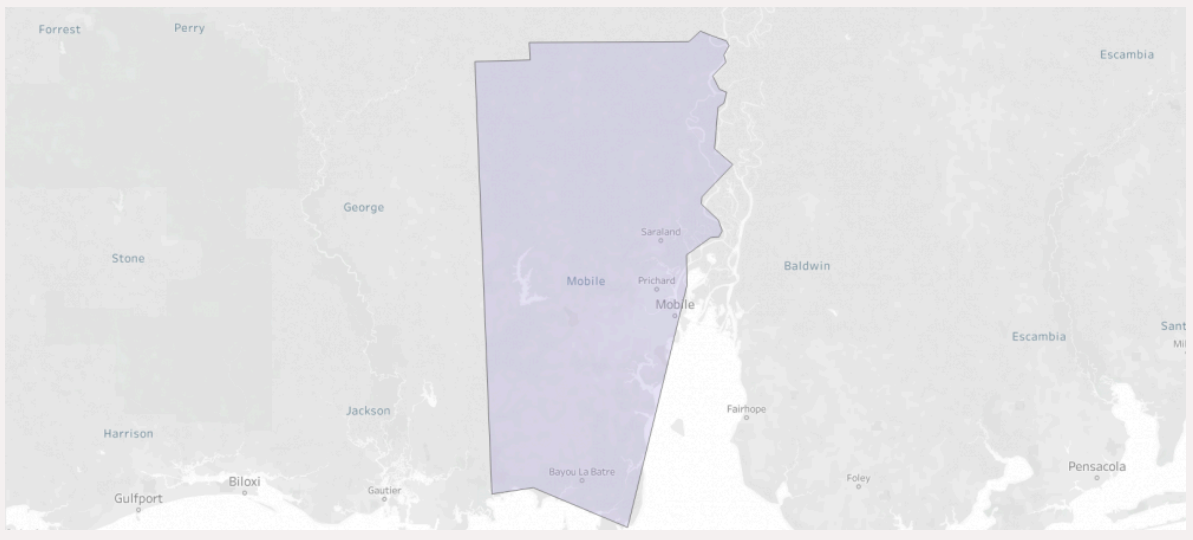
## Mobile County, Alabama

20.8% POVERTY RATE

12% UNINSURED

23.7% <18 YEARS OLD

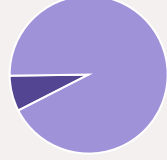
15.3% ≥ 65 YEARS OLD



Mobile County ranks # 2 in deaths and #2 in cases statewide



791 deaths  
7.5% of deaths statewide

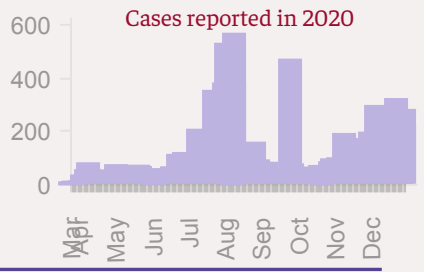


37,566 cases  
7.3% of cases statewide

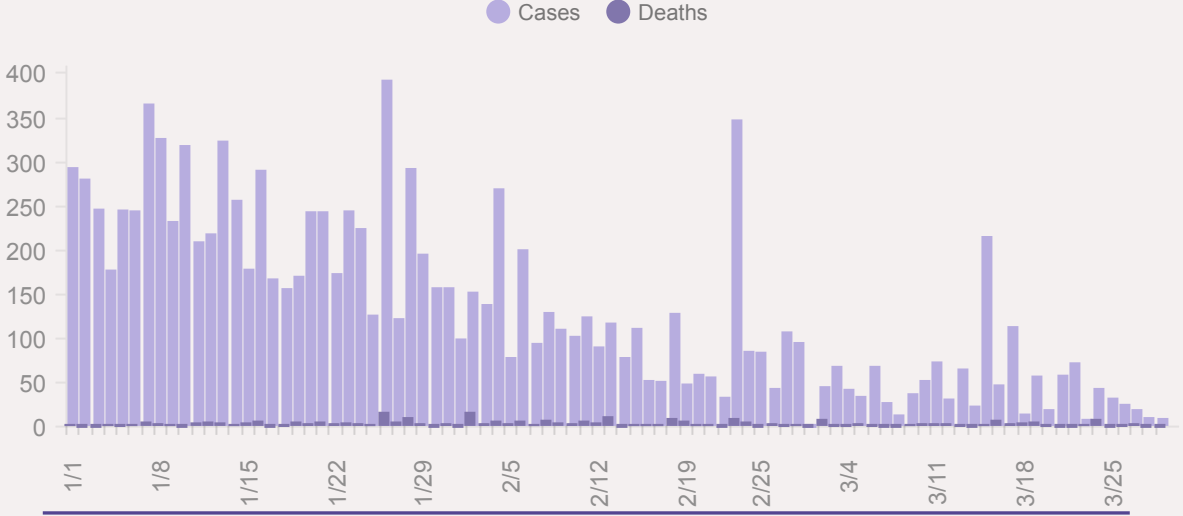
### Mobile County Risk Level

**High**

This risk level is provided by the New York Times and is based on cases per capita and test positivity.  
<https://www.nytimes.com/interactive/2021/us/covid-risk-map.html>

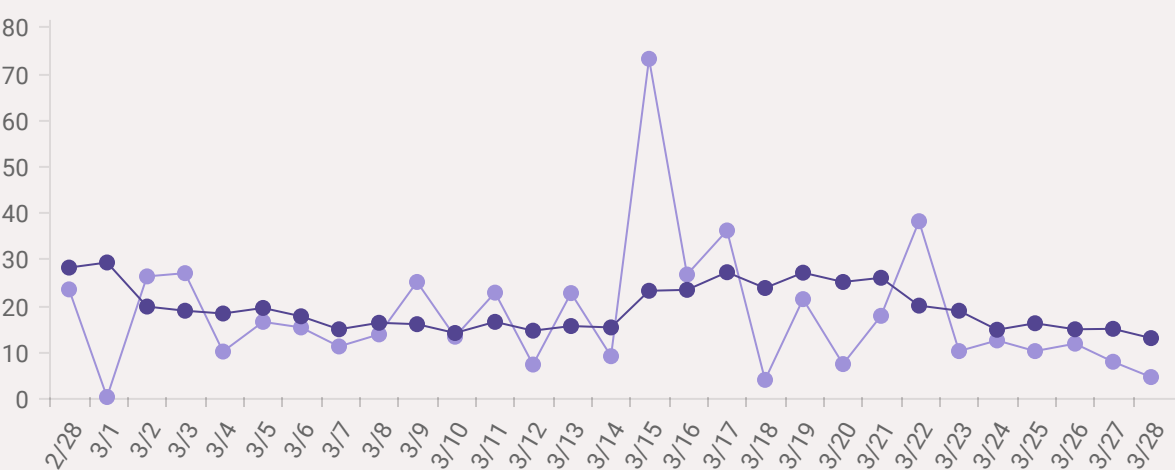


### Cases and Deaths in Mobile County, 2021



### Test Positivity in Mobile County, 2/28-3/28

● Daily Positivity Rate ● 7 Day Rolling Average



Daily case, death, and test increases are sourced from the AL Political Reporter, which tracks daily updates to the ADPH's public-facing dashboard. These are calculated by subtracting the cumulative total of confirmed cases/deaths on the dashboard at 11:59 p.m. from the previous day's cumulative total. ADPH data is provisional and subject to change, which may lead to inconsistencies in daily increases across different data sources. This data is preserved as it was publicly recorded.

## COVID-19 risk is not equal for all people in Mobile County

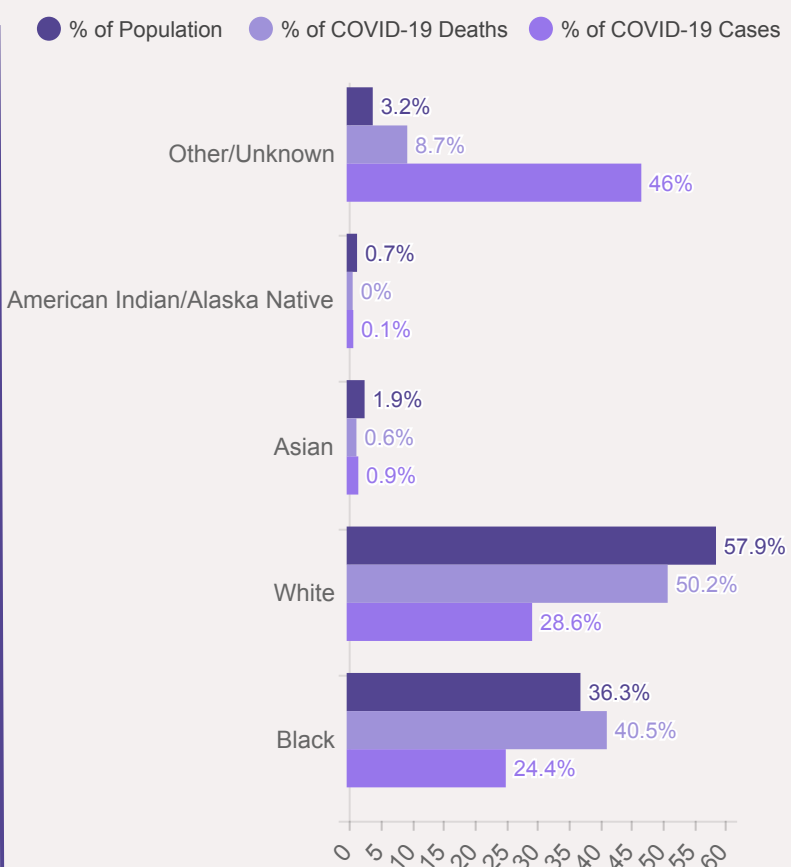
A Black person in Mobile County is

**1.4 TIMES**

more likely to test positive for COVID-19 than a White resident and

**1.3 TIMES**

more likely to die from COVID-19 than a White person



\*Categories used by Mobile County Health Department

Mobile County is home to

**11** industrial facilities that release

**15.7** million pounds of toxic pollution each year

Exposure to air pollution is linked to increased risk of death from COVID-19



Population data from American Community Survey, 2018

Risk assessment data from the New York Times: <https://www.nytimes.com/interactive/2021/us/covid-risk-map.html>

COVID-19 case, testing, and mortality data from Mobile County Health Department and Alabama Department of Public Health via Alabama Political Reporter LAST UPDATED 3/29/21

Pollution data from EPA Toxic Release Inventory, 2018