

20.5 tests conducted per 1,000 residents ↑

* Testing data for week of 3/11-3/17

↓ + 2.1% average positivity rate

COVID-19

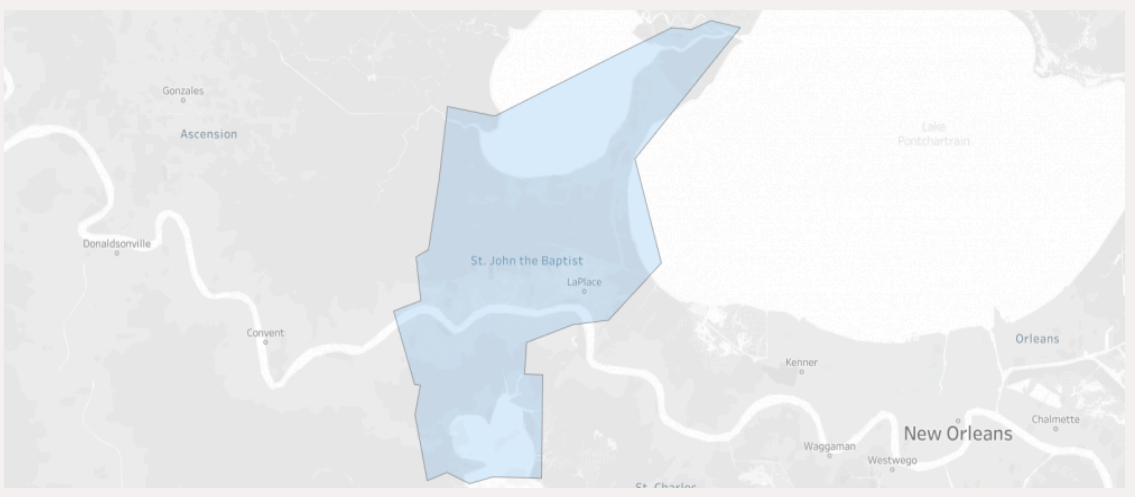
St. John the Baptist Parish, LA

19% POVERTY RATE

11.4% UNINSURED

24.9% <18 YEARS OLD

13.2% ≥ 65 YEARS OLD



St. John the Baptist Parish ranks #19 in deaths and #25 in cases statewide

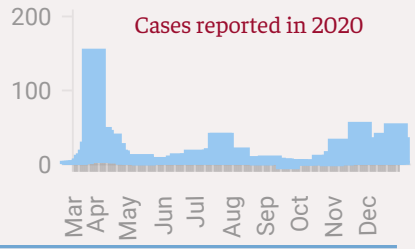
166 deaths
1.4% of deaths statewide

3370 cases
.9% of cases statewide

St. John the Baptist Parish Risk Level

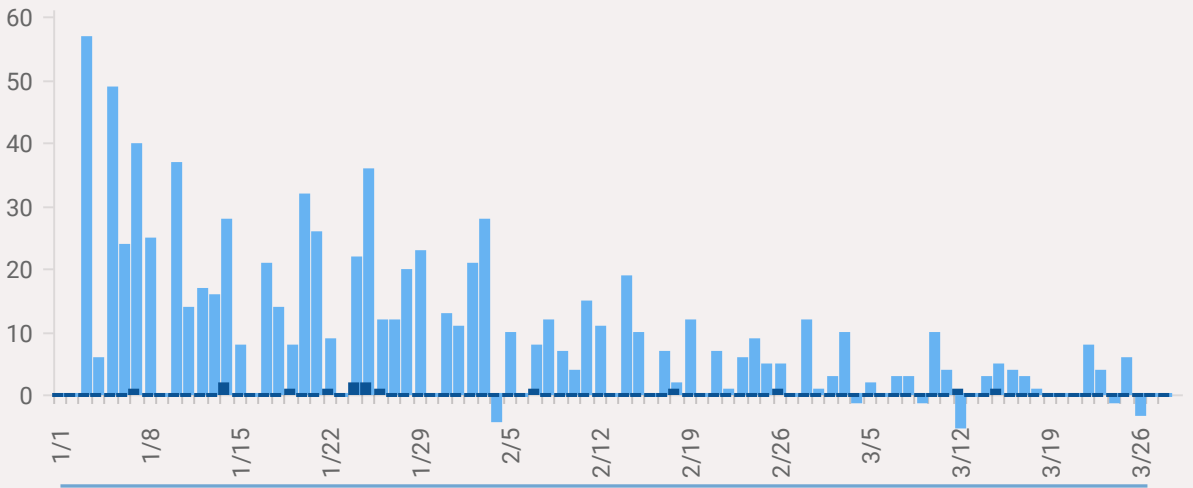
High

This risk level is provided by the New York Times and is based on cases per capita and test positivity.
<https://www.nytimes.com/interactive/2021/us/covid-risk-map.html>



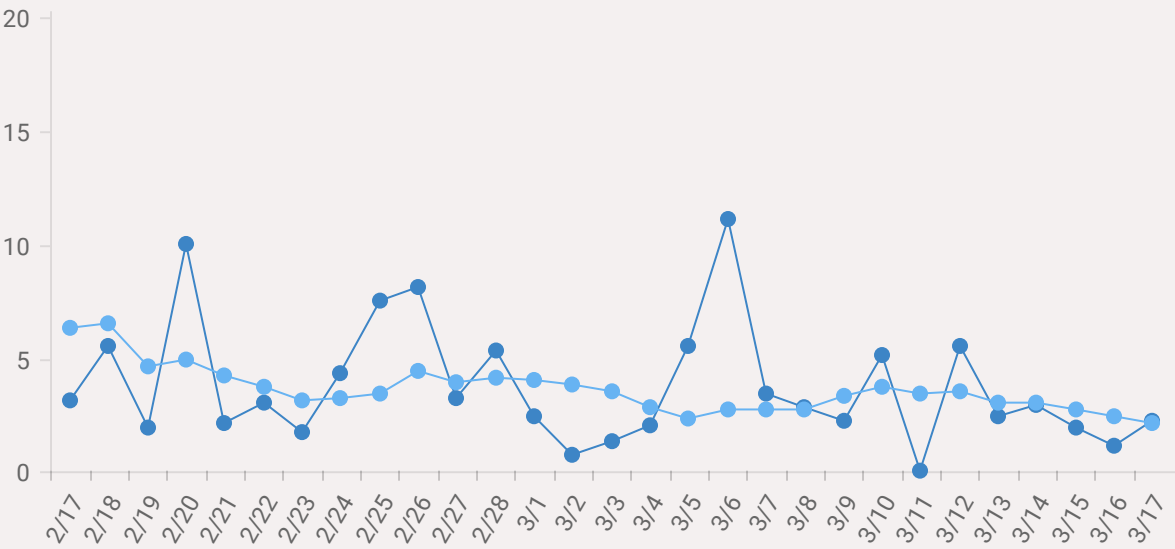
Cases and Deaths in St. John the Baptist Parish, 2021

● New Cases ● New Deaths



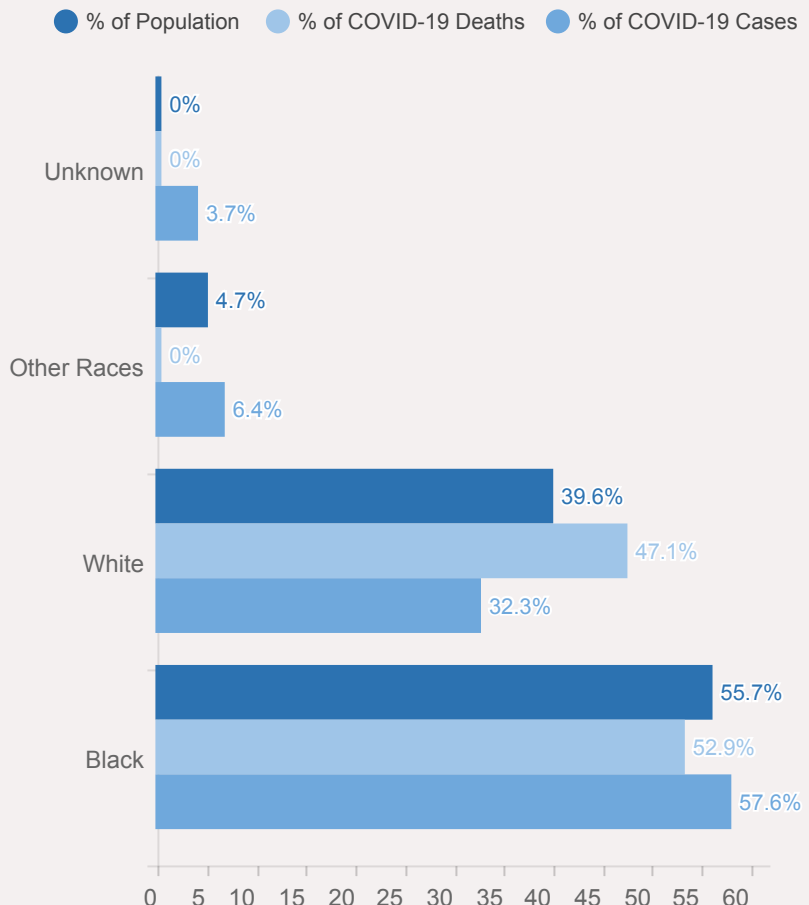
Test Positivity in St. John the Baptist Parish - 2/17/21-3/17/21

● Daily Positivity Rate ● 7 Day Rolling Average



COVID-19 risk is not equal for all people in St. John the Baptist Parish

A Black person in St. John the Baptist Parish is **1.3 TIMES** more likely to test positive for COVID-19 than a White person and



St. John the Baptist Parish is home to

12 industrial facilities that release

5.17 million pounds of toxic pollution each year

Exposure to air pollution is linked to increased risk of death from COVID-19

