

4.4 tests
conducted per
1,000 residents ↓

*Testing data for week of 4/5-4/11

↑ + 5.4%
average
positivity rate

COVID-19 Escambia County, FL

\$ 13.9%
POVERTY
RATE

10.4%
UNINSURED

20.8%
<18 YEARS
OLD

16.8%
≥ 65 YEARS
OLD



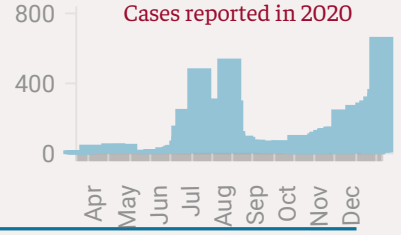
Escambia County ranks #15 in deaths and #15 in cases statewide

672 deaths
1.9% of deaths
statewide

35,202 cases
1.7% of cases
statewide

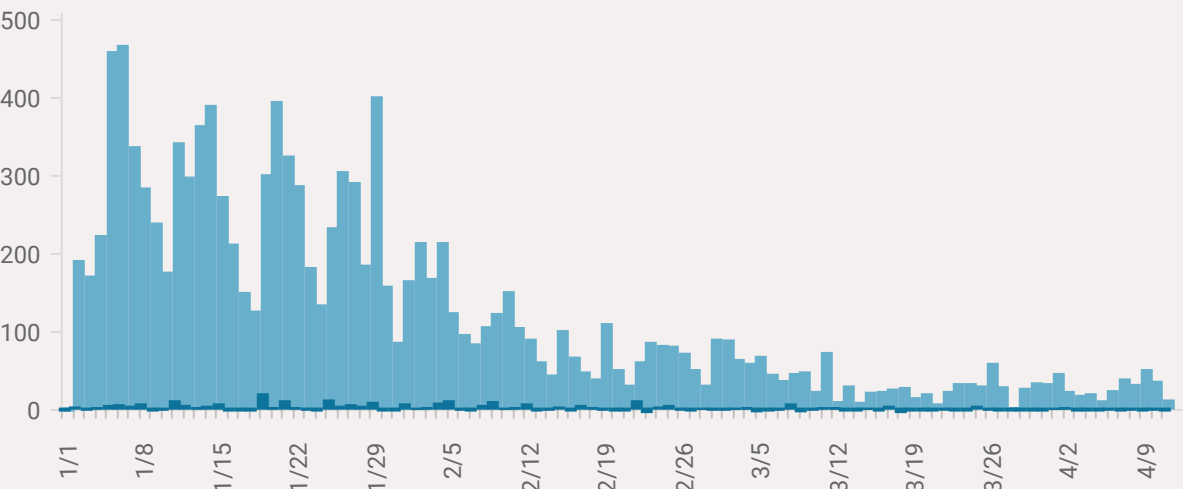
Escambia County Risk Level

High



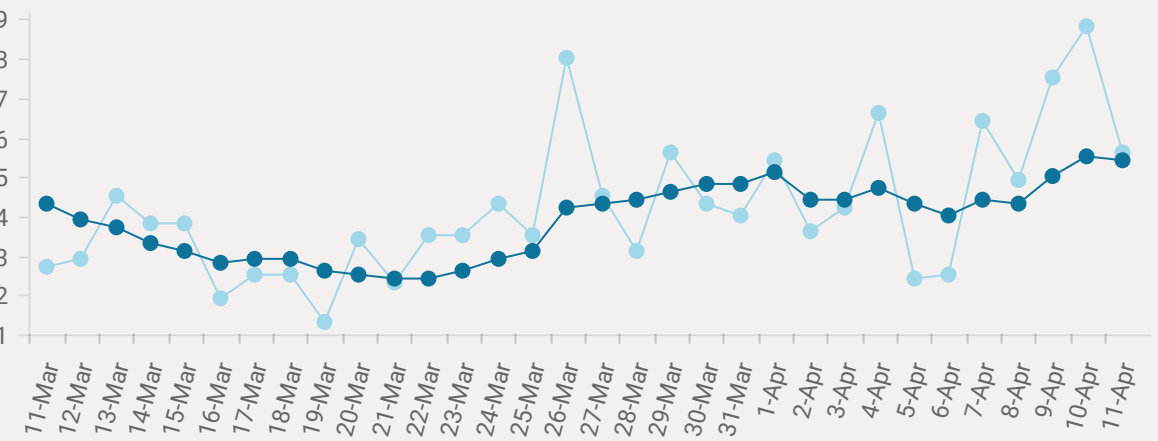
Cases and Deaths in Escambia County 2021

● New Cases ● New Deaths



Test Positivity in Escambia County, 3/4/21-4/4/21

● Daily Positivity Rate ● 7 Day Rolling Average



COVID-19 risk is not equal for all people in Escambia County

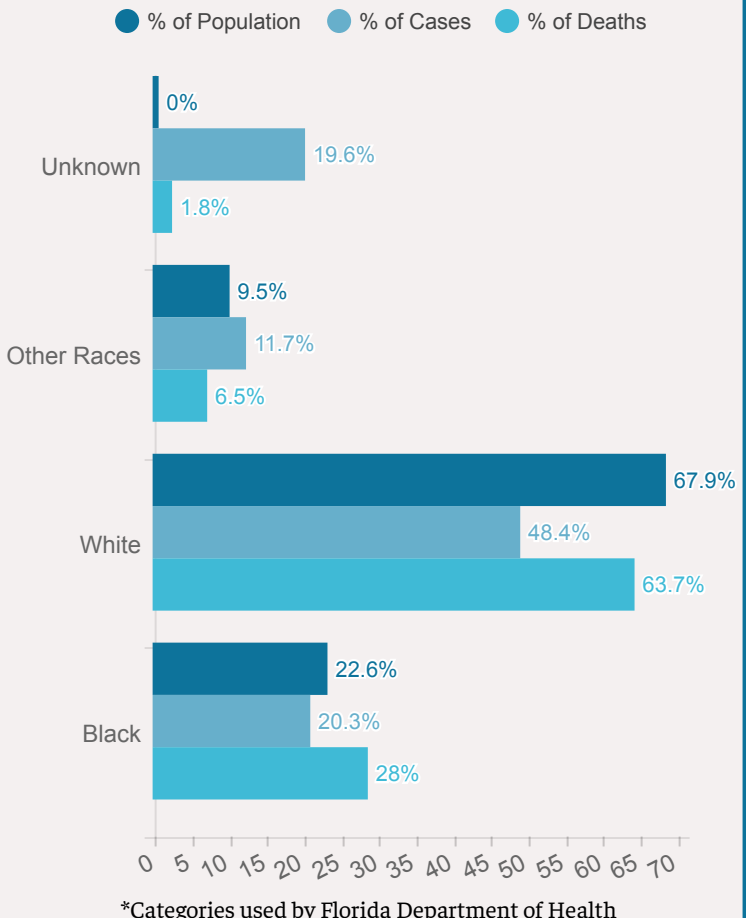
A Black person in
Escambia County is

1.3 TIMES

more likely to test positive
for COVID-19 than a
White resident and

1.3 TIMES

more likely to die from
COVID-19 than a White
person



*Categories used by Florida Department of Health

Escambia County is home to

16 industrial
facilities that
release

34.7 million pounds of
toxic pollution
each year

Exposure to air pollution
is linked to increased risk
of death from COVID-19

