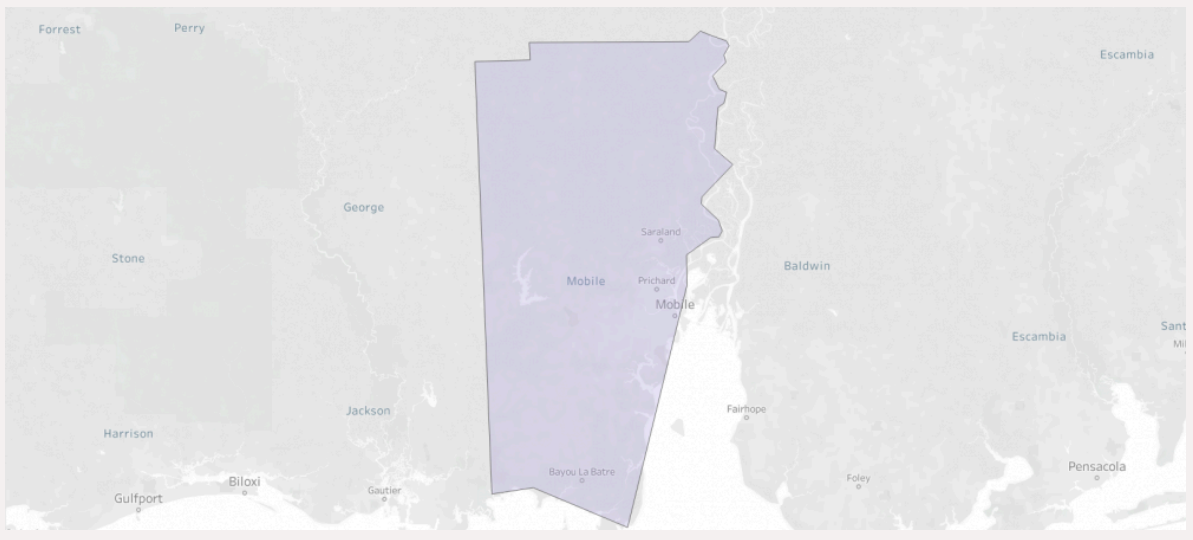


3.7 tests conducted per 1,000 residents ↓ *Testing data for week of 4/5-4/11 ↑ + 11.4% average positivity rate

COVID-19

Mobile County, Alabama

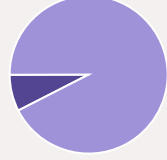
20.8% POVERTY RATE 12% UNINSURED 23.7% <18 YEARS OLD 15.3% ≥ 65 YEARS OLD



Mobile County ranks # 2 in deaths and #2 in cases statewide



798 deaths
7.4% of deaths statewide

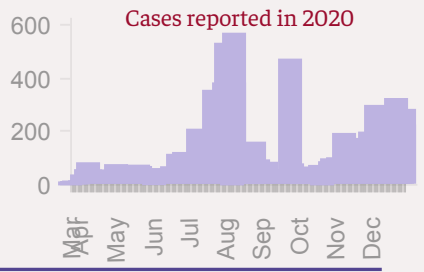


38,938 cases
7.5% of cases statewide

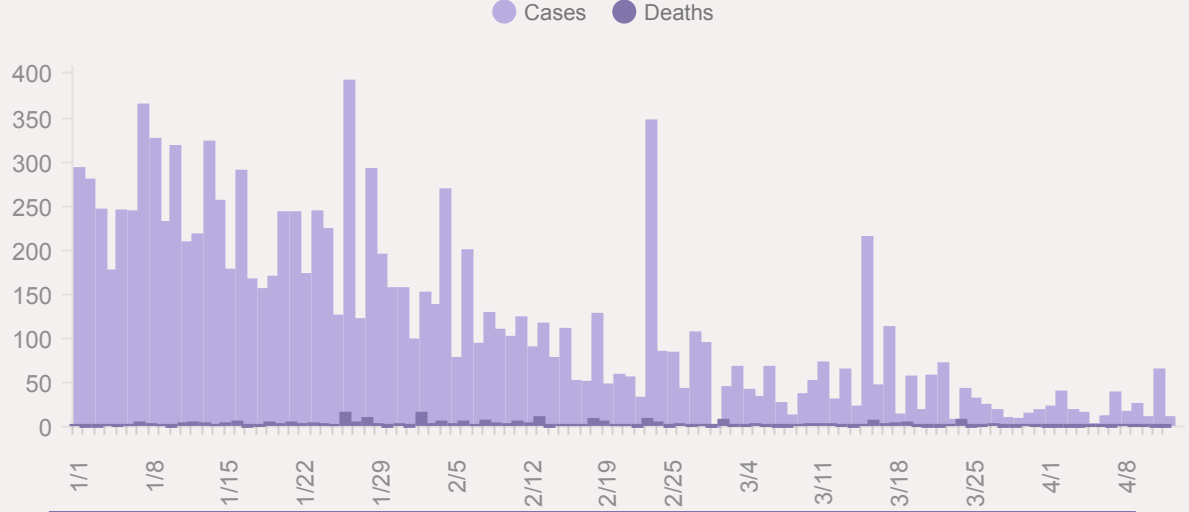
Mobile County Risk Level

High

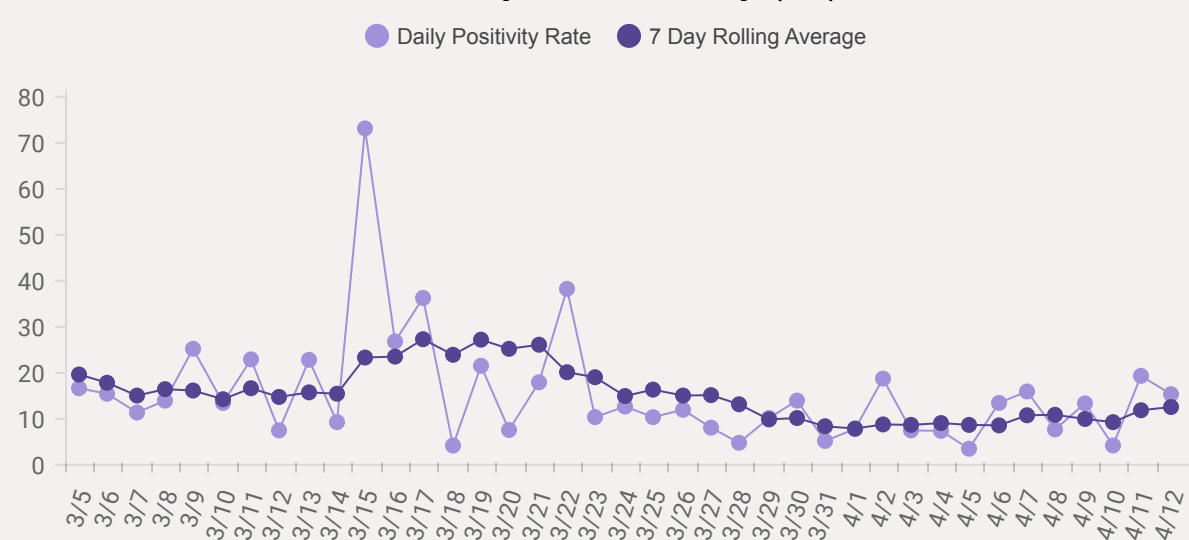
This risk level is provided by the New York Times and is based on cases per capita and test positivity.
<https://www.nytimes.com/interactive/2021/us/covid-risk-map.html>



Cases and Deaths in Mobile County, 2021



Test Positivity in Mobile County, 3/5-4/5



Daily case, death, and test increases are sourced from the AL Political Reporter, which tracks daily updates to the ADPH's public-facing dashboard. These are calculated by subtracting the cumulative total of confirmed cases/deaths on the dashboard at 11:59 p.m. from the previous day's cumulative total. ADPH data is provisional and subject to change, which may lead to inconsistencies in daily increases across different data sources. This data is preserved as it was publicly recorded.

COVID-19 risk is not equal for all people in Mobile County

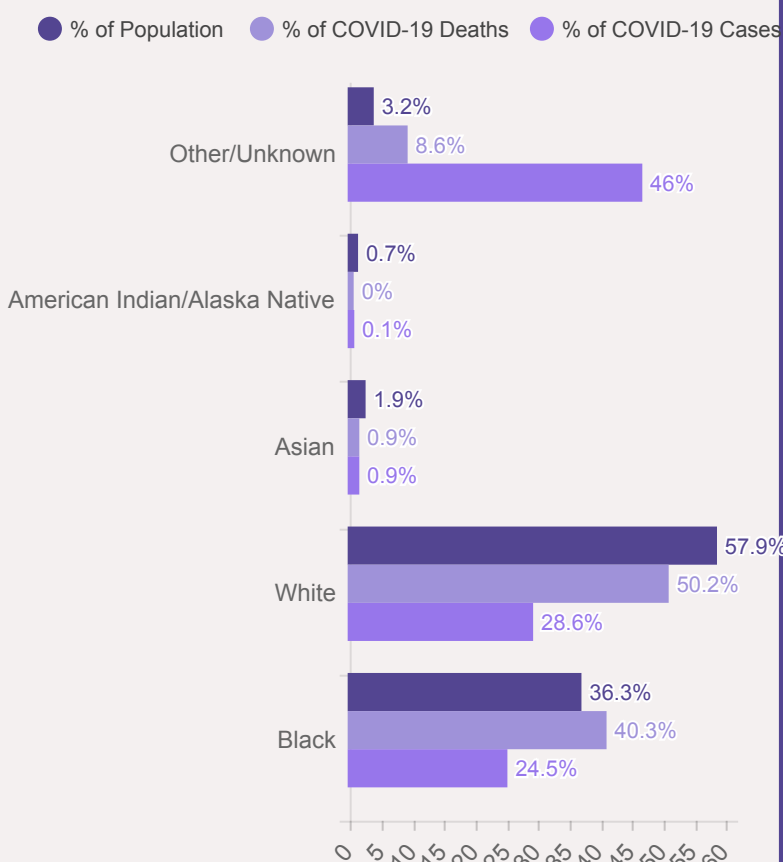
A Black person in Mobile County is

1.4 TIMES

more likely to test positive for COVID-19 than a White resident and

1.3 TIMES

more likely to die from COVID-19 than a White person



*Categories used by Mobile County Health Department

Mobile County is home to

11 industrial facilities that release

15.7 million pounds of toxic pollution each year

Exposure to air pollution is linked to increased risk of death from COVID-19



Population data from American Community Survey, 2018

Risk assessment data from the New York Times: <https://www.nytimes.com/interactive/2021/us/covid-risk-map.html>

COVID-19 case, testing, and mortality data from Mobile County Health Department and Alabama Department of Public Health via Alabama

Political Reporter LAST UPDATED 4/13/21

Pollution data from EPA Toxic Release Inventory, 2018