

3.9 tests  
conducted per  
1,000 residents ↓

\*Testing data for week of 4/12-4/18

= + 5.4%  
average  
positivity rate

# COVID-19 Escambia County, FL

\$ 13.9%  
POVERTY  
RATE

10.4%  
UNINSURED

20.8%  
<18 YEARS  
OLD

16.8%  
≥ 65 YEARS  
OLD



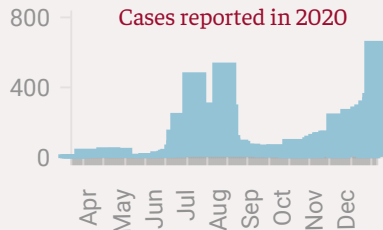
Escambia County ranks #15 in deaths and #15 in cases statewide

675 deaths  
1.9% of deaths  
statewide

35,472 cases  
1.6% of cases  
statewide

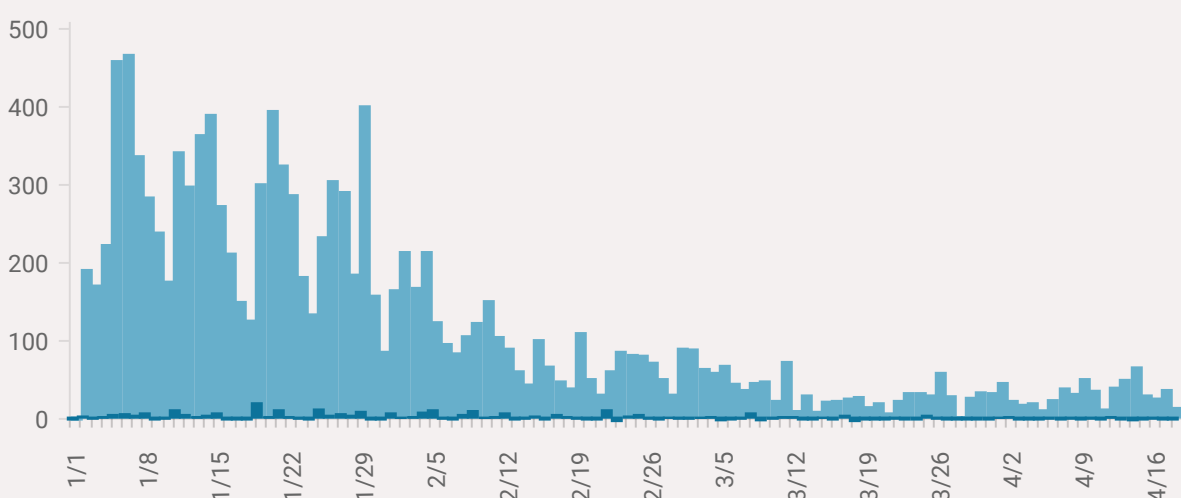
## Escambia County Risk Level

**High**



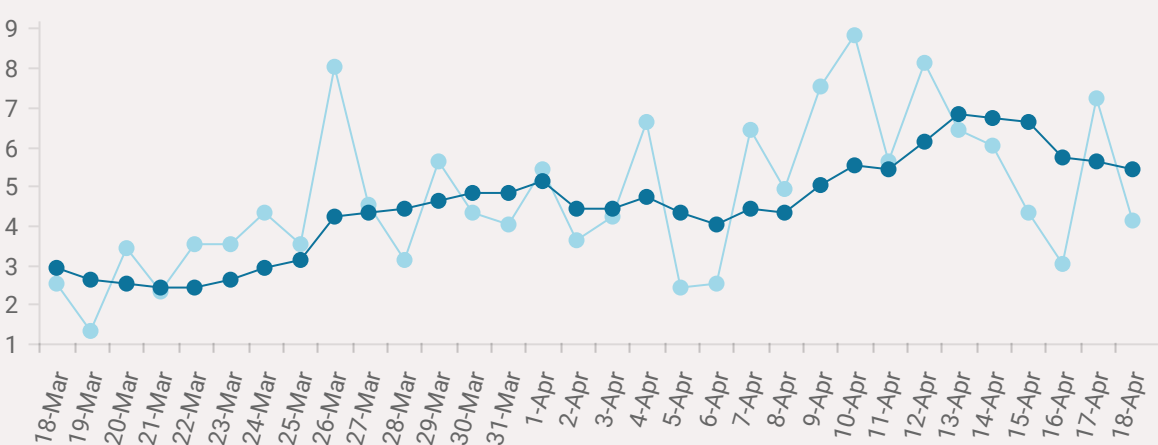
## Cases and Deaths in Escambia County 2021

● New Cases ● New Deaths



## Test Positivity in Escambia County, 3/18/21-4/18/21

● Daily Positivity Rate ● 7 Day Rolling Average



## COVID-19 risk is not equal for all people in Escambia County

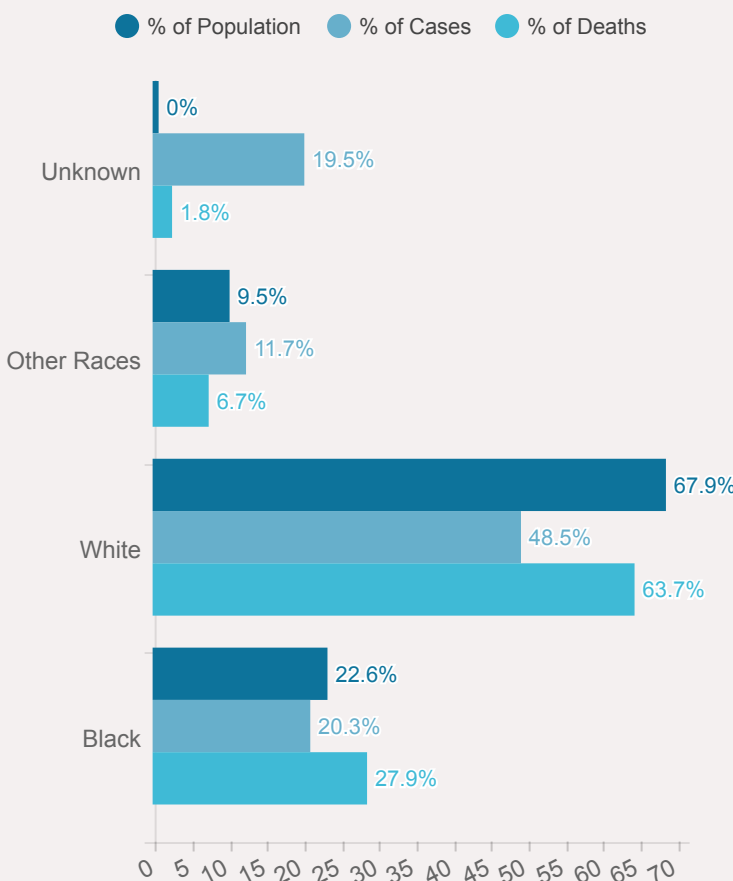
A Black person in Escambia County is

**1.3 TIMES**

more likely to test positive for COVID-19 than a White resident and

**1.3 TIMES**

more likely to die from COVID-19 than a White person



\*Categories used by Florida Department of Health

Escambia County is home to

16 industrial facilities that release

34.7 million pounds of toxic pollution each year

Exposure to air pollution is linked to increased risk of death from COVID-19

