

3.7 tests conducted per 1,000 residents ↓

4.2% average positivity rate ↑

26.3% of population fully vaccinated

COVID-19 Escambia County, FL

*Testing data for week of 5/10-5/16

13.9% POVERTY RATE

10.4% UNINSURED

20.8% <18 YEARS OLD

16.8% ≥ 65 YEARS OLD



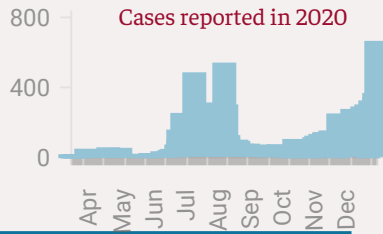
Escambia County ranks #15 in deaths and #15 in cases statewide

697 deaths
1.9% of deaths statewide

36,381 cases
1.6% of cases statewide

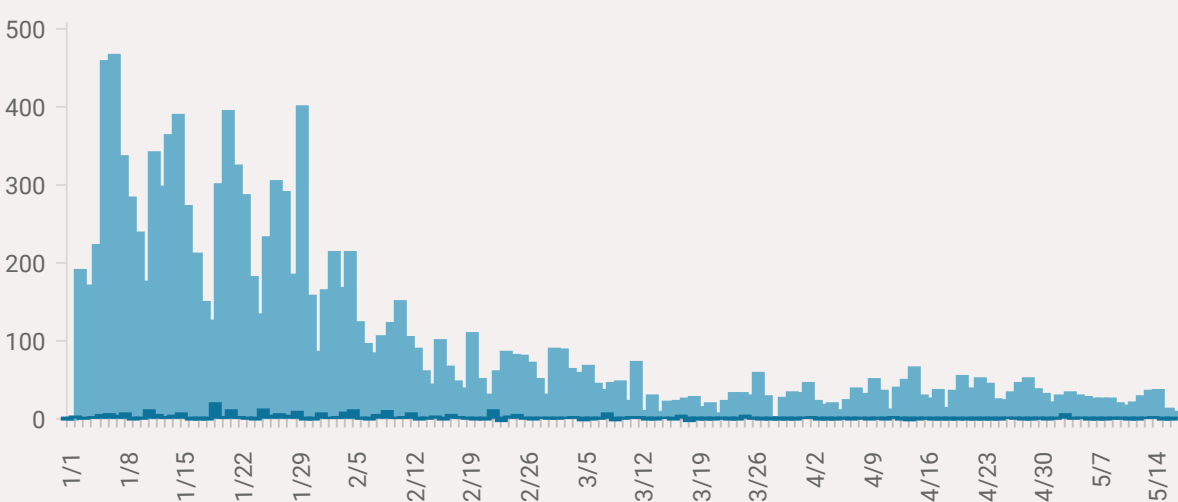
Escambia County Risk Level

High



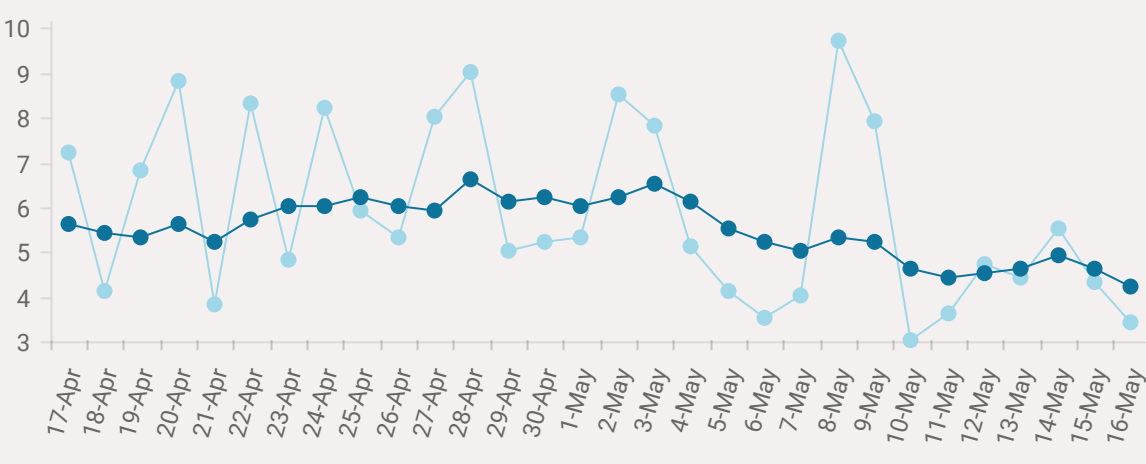
Cases and Deaths in Escambia County 2021

● New Cases ● New Deaths



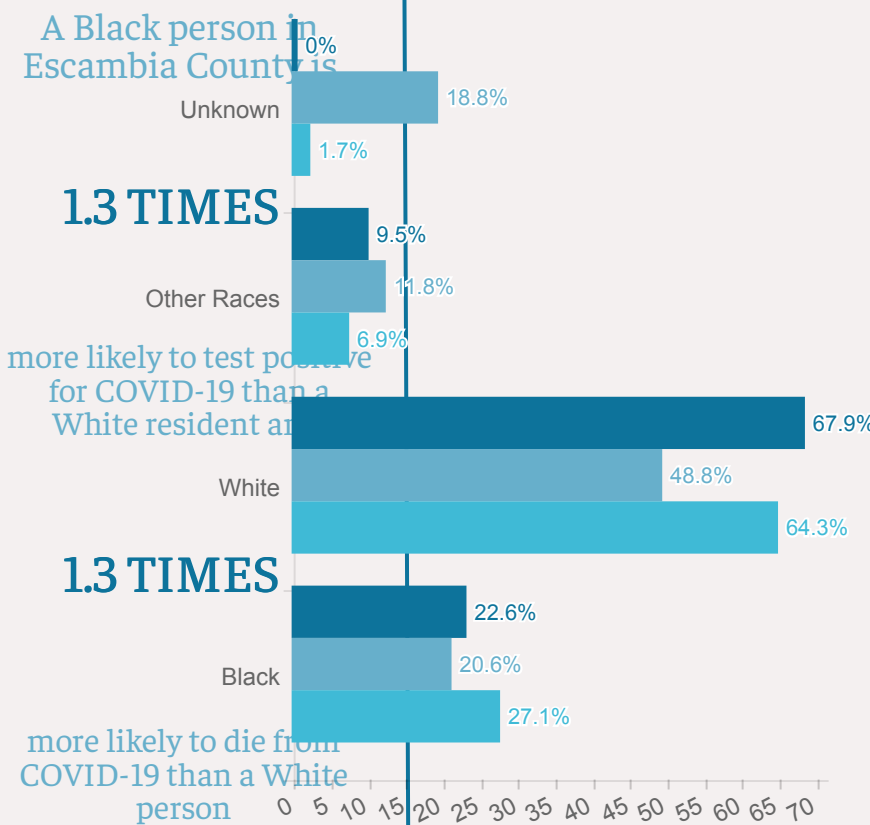
Test Positivity in Escambia County, 4/16/21-5/16/21

● Daily Positivity Rate ● 7 Day Rolling Average



COVID-19 risk is not equal for all people in Escambia County

● % of Population ● % of Cases ● % of Deaths



*Categories used by Florida Department of Health

Escambia County is home to

16 industrial facilities that release

34.7 million pounds of toxic pollution each year

Exposure to air pollution is linked to increased risk of death from COVID-19

