

2.9 tests
conducted per
1,000 residents ↓

4.1%
average
positivity rate ↓

27.4% of
population fully
vaccinated

*Testing data for week of 5/17-5/23

COVID-19 Escambia County, FL

13.9%
**POVERTY
RATE**

10.4%
UNINSURED

20.8%
**<18 YEARS
OLD**

16.8%
**≥ 65 YEARS
OLD**



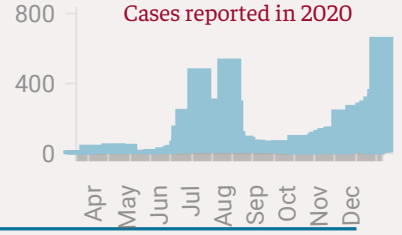
Escambia County ranks #15 in deaths and #15 in cases statewide

697 deaths
1.9% of deaths
statewide

36,520 cases
1.6% of cases
statewide

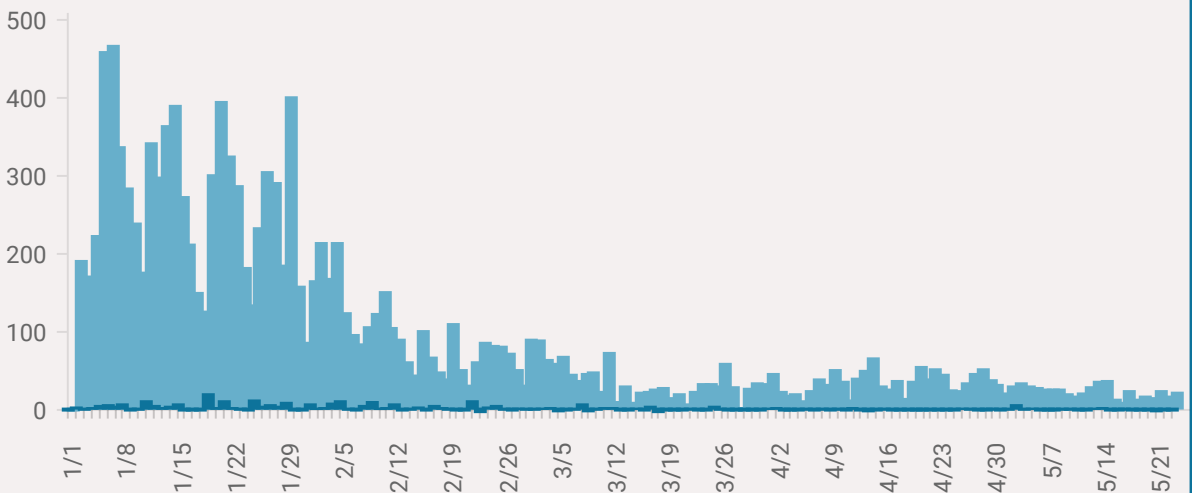
Escambia County Risk Level

High



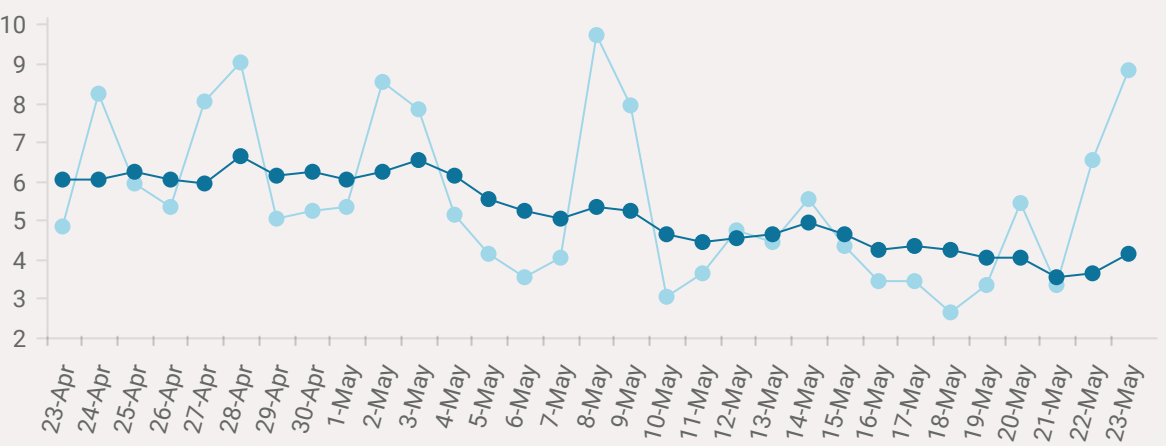
Cases and Deaths in Escambia County 2021

● New Cases ● New Deaths



Test Positivity in Escambia County, 4/23/21-5/23/21

● Daily Positivity Rate ● 7 Day Rolling Average



COVID-19 risk is not equal for all people in Escambia County

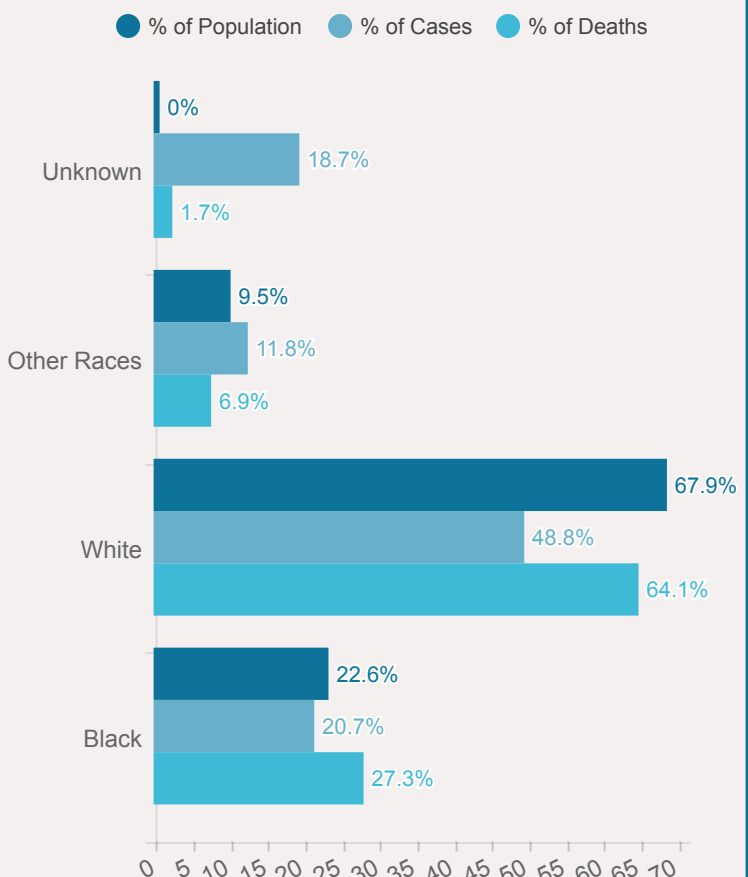
A Black person in Escambia County is

1.3 TIMES

more likely to test positive for COVID-19 than a White resident and

1.3 TIMES

more likely to die from COVID-19 than a White person



*Categories used by Florida Department of Health

Escambia County is home to

16 industrial facilities that release

34.7 million pounds of toxic pollution each year

Exposure to air pollution is linked to increased risk of death from COVID-19

