

 2.9 tests  
conducted per  
1,000 residents 

 3.6%  
average  
positivity rate 

 28.3% of  
population fully  
vaccinated


\*Testing data for week of 5/17-5/23

# COVID-19 Escambia County, FL

 **13.9%  
POVERTY  
RATE**

 **10.4%  
UNINSURED**

 **20.8%  
<18 YEARS  
OLD**

 **16.8%  
≥ 65 YEARS  
OLD**



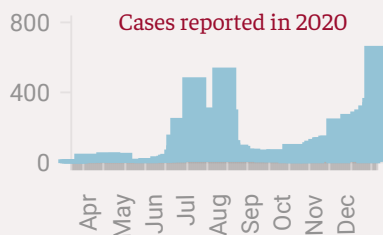
Escambia County ranks #15 in deaths and #15 in cases statewide

**700 deaths**  
1.9% of deaths  
statewide

**36,633 cases**  
1.6% of cases  
statewide

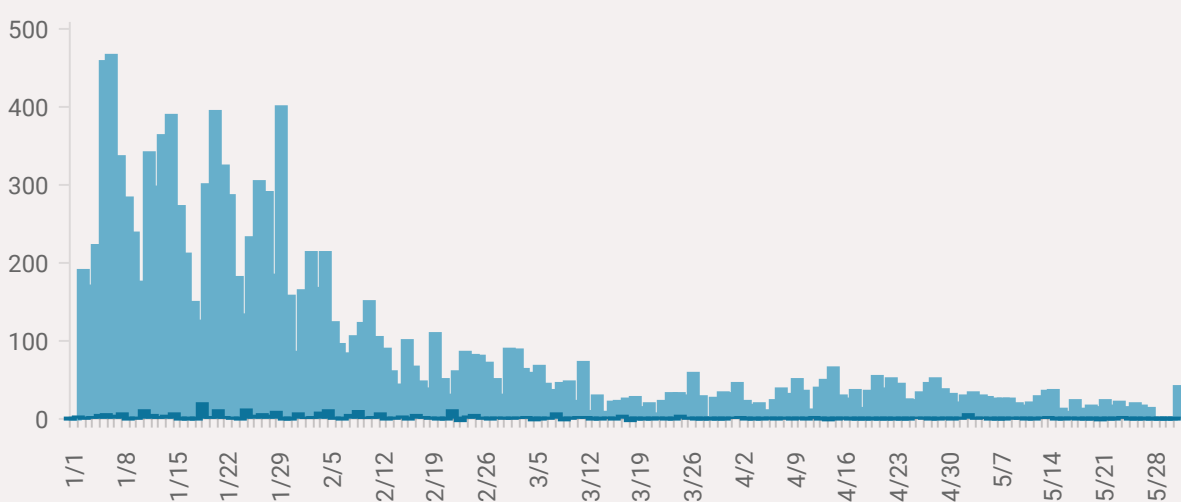
## Escambia County Risk Level

**High**



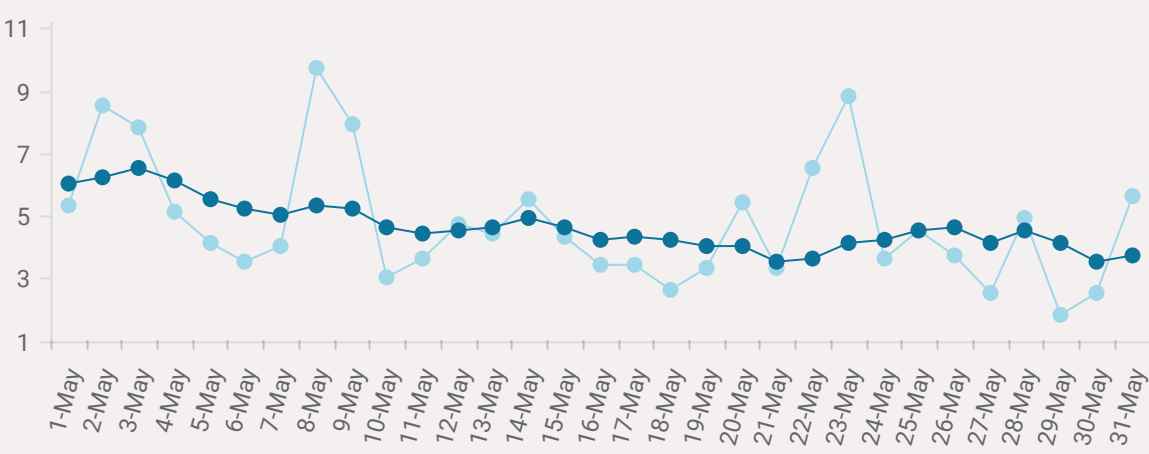
## Cases and Deaths in Escambia County 2021

 New Cases  New Deaths



## Test Positivity in Escambia County, 5/1/21-5/31/21

 Daily Positivity Rate  7 Day Rolling Average



## COVID-19 risk is not equal for all people in Escambia County

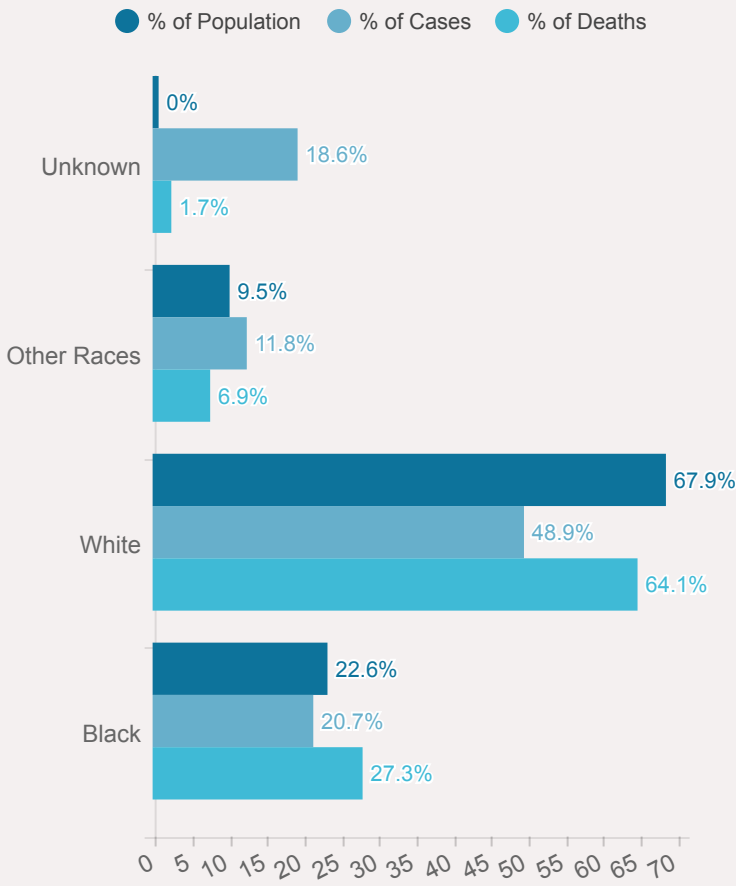
A Black person in Escambia County is

**1.3 TIMES**

more likely to test positive for COVID-19 than a White resident and

**1.3 TIMES**

more likely to die from COVID-19 than a White person



\*Categories used by Florida Department of Health

Escambia County is home to

**16** industrial facilities that release

**34.7** million pounds of toxic pollution each year

Exposure to air pollution is linked to increased risk of death from COVID-19

