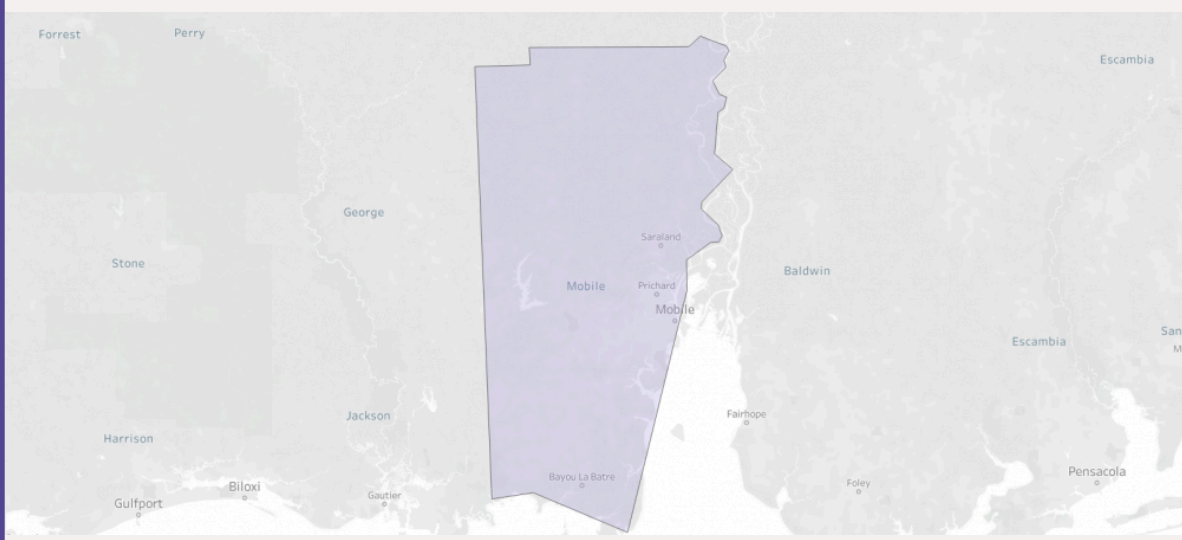




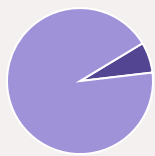
*Testing data for week of 5/24-5/30

COVID-19

Mobile County, Alabama

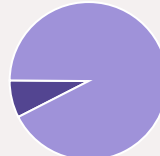


Mobile County ranks # 2 in deaths and #2 in cases statewide



813 deaths
7.3% of deaths statewide

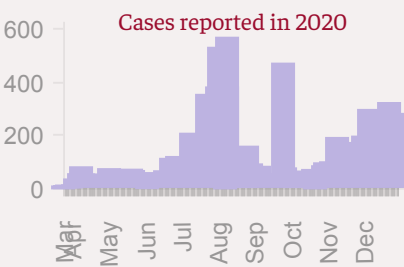
41,637 cases
7.7% of cases statewide



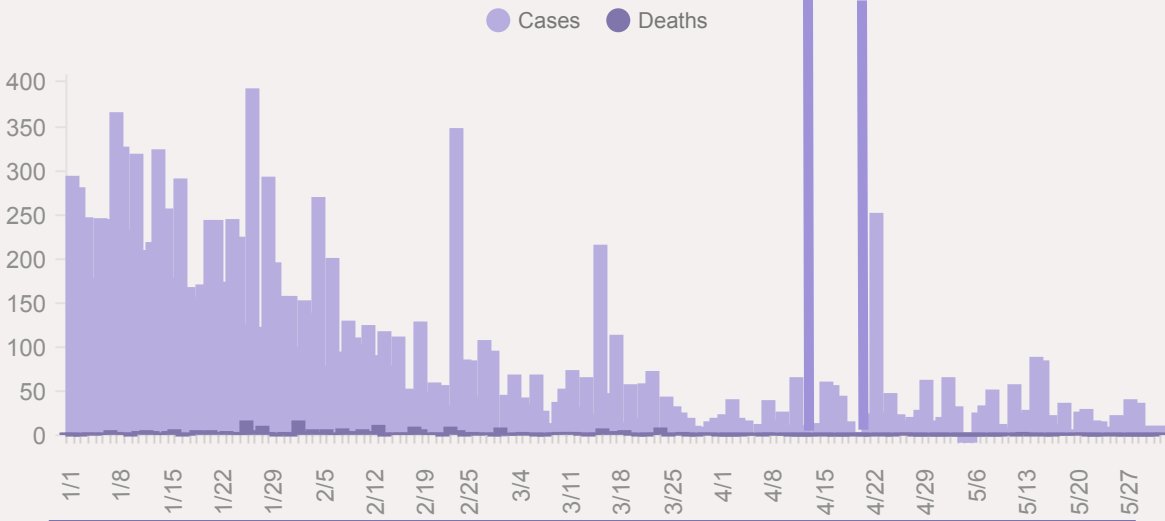
Mobile County Risk Level

High

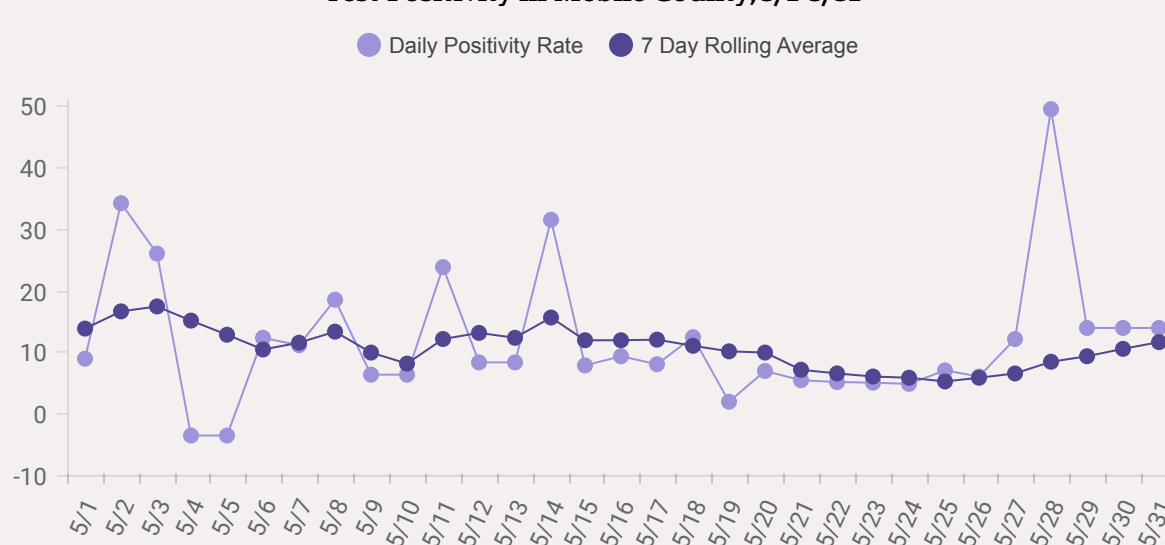
This risk level is provided by the New York Times and is based on cases per capita and test positivity.
<https://www.nytimes.com/interactive/2021/us/covid-risk-map.html>



Cases and Deaths in Mobile County, 2021



Test Positivity in Mobile County, 5/1-5/31



Daily case, death, and test increases are sourced from the AL Political Reporter, which tracks daily updates to the ADPH's public-facing dashboard. These are calculated by subtracting the cumulative total of confirmed cases/deaths on the dashboard at 11:59 p.m. from the previous day's cumulative total. ADPH data is provisional and subject to change, which may lead to inconsistencies in daily increases across different data sources. This data is preserved as it was publicly recorded.

COVID-19 risk is not equal for all people in Mobile County

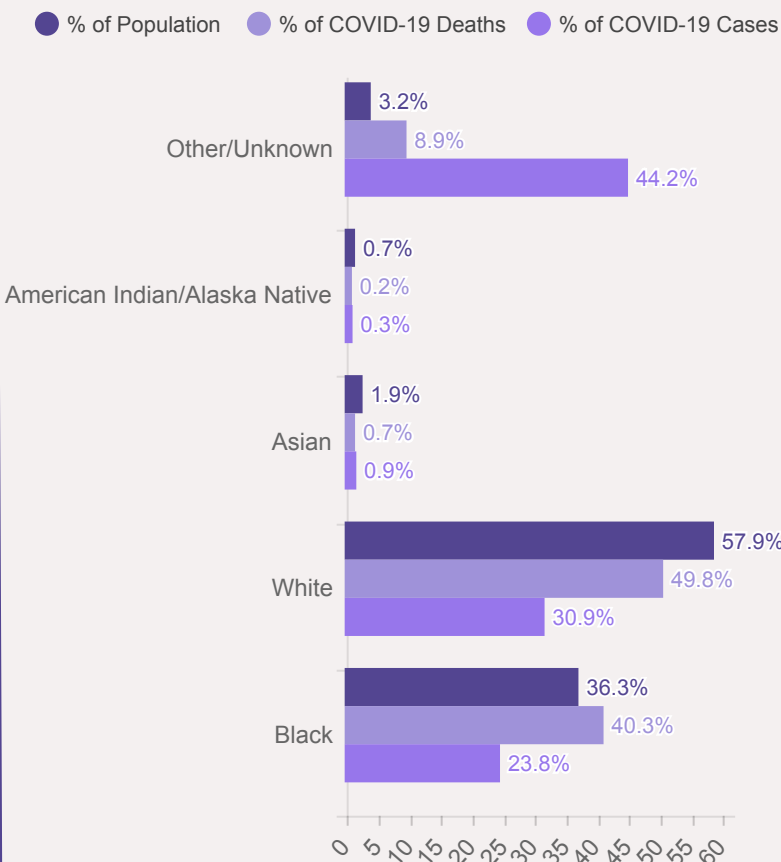
A Black person in Mobile County is

1.2 TIMES

more likely to test positive for COVID-19 than a White resident and

1.3 TIMES

more likely to die from COVID-19 than a White person



*Categories used by Mobile County Health Department

Mobile County is home to

11 industrial facilities that release

15.7 million pounds of toxic pollution each year

Exposure to air pollution is linked to increased risk of death from COVID-19

