



 271.8 tests
 conducted per
 1,000 residents


 13% of
 tests were
 positive

COVID-19 Escambia County, FL

 13.9%
**POVERTY
 RATE**

 10.4%
UNINSURED

 20.8%
**<18 YEARS
 OLD**

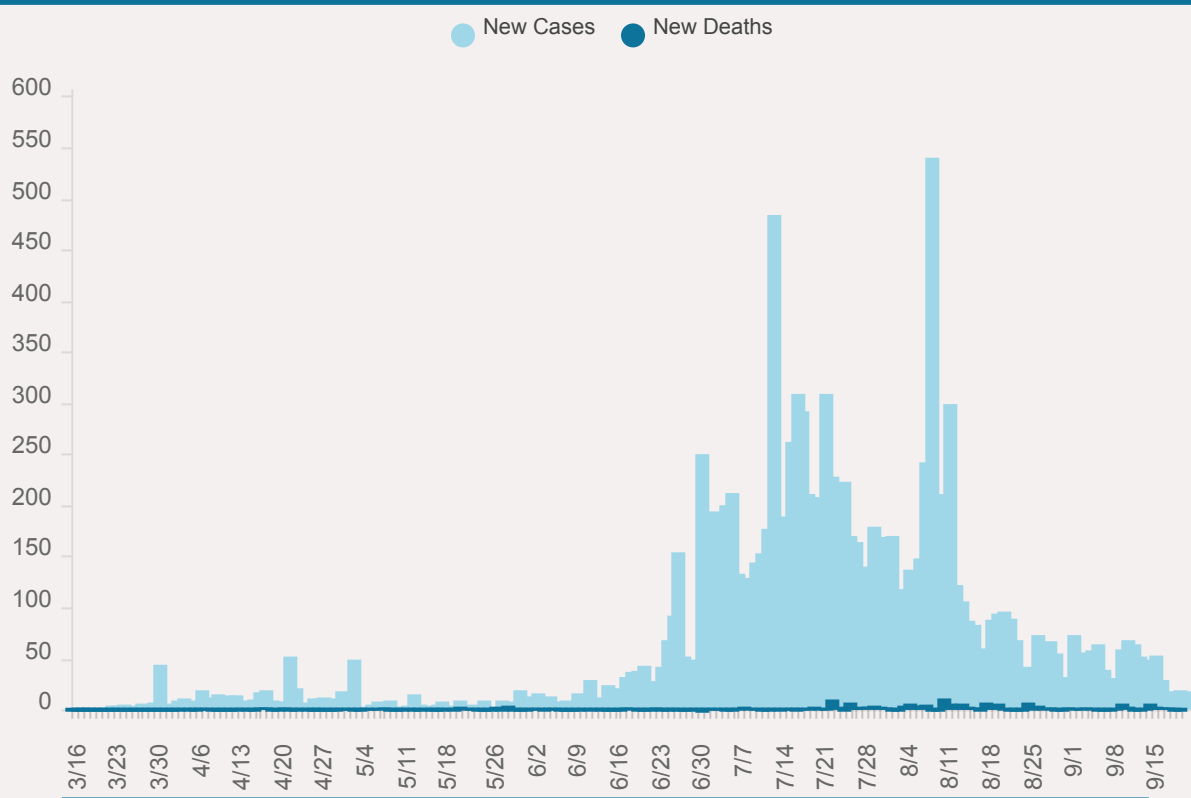
 16.8%
**≥ 65 YEARS
 OLD**



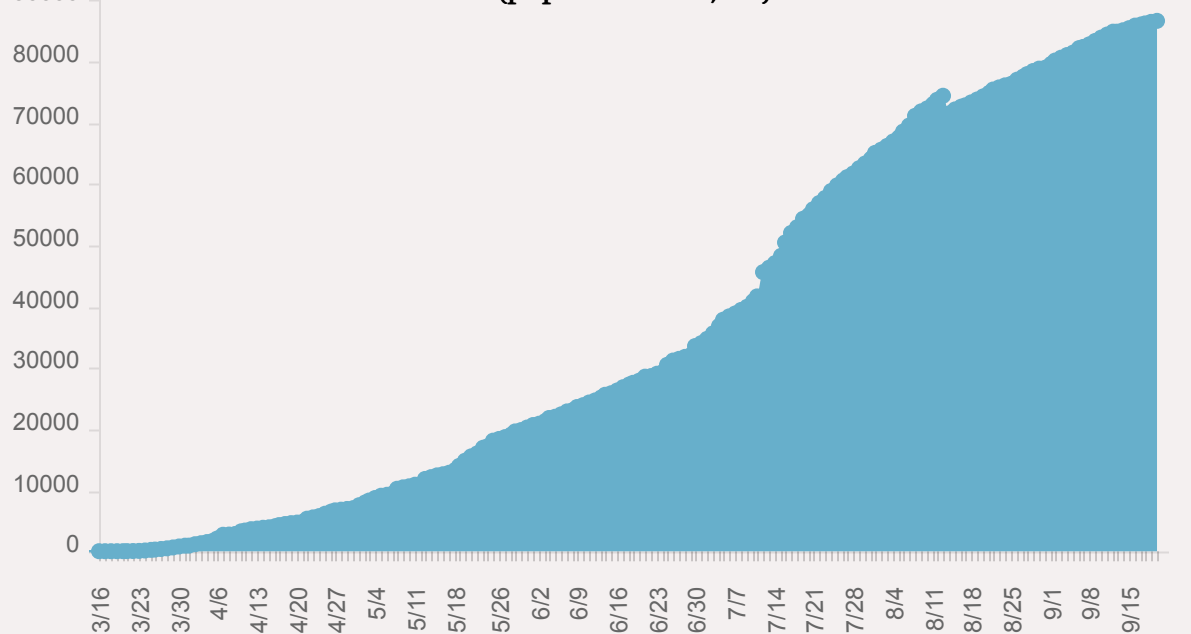
Escambia County ranks #16 in deaths and #12 in cases statewide

217 deaths
 1.6% of deaths
 statewide

12,033 cases
 1.8% of cases
 statewide



Total number of COVID-19 tests done in Escambia County (population 315,534) 86,520



COVID-19 risk is not equal for all people in Escambia County

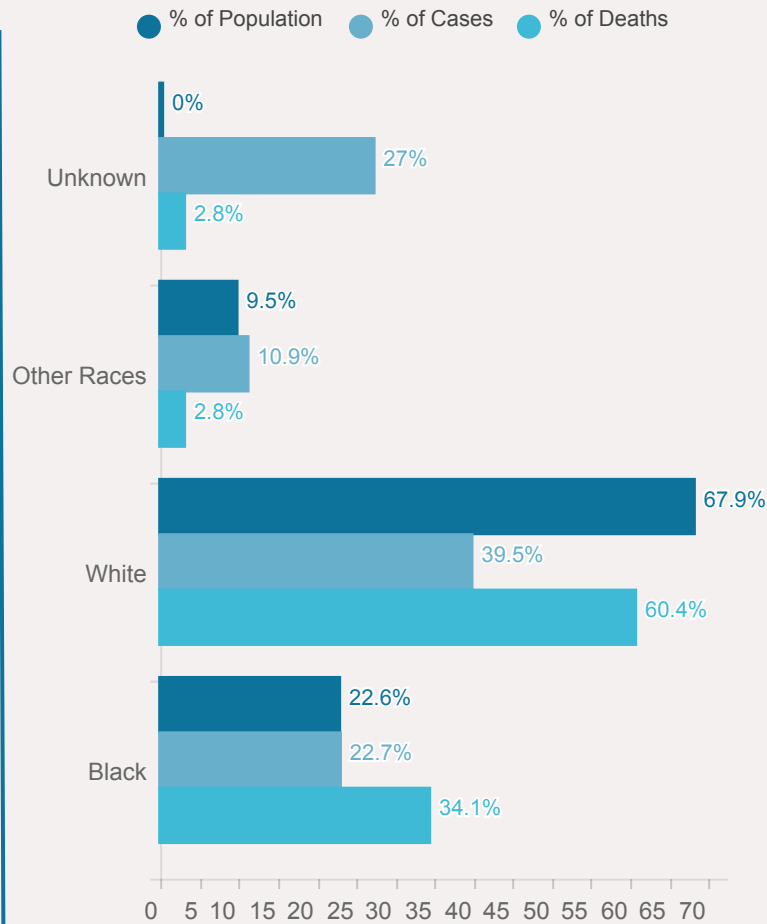
A Black person in
 Escambia County is

1.7 TIMES

more likely to test positive
 for COVID-19 than a
 White resident and

1.7 TIMES

more likely to die from
 COVID-19 than a White
 person



*Categories used by Florida Department of Health

Escambia County is home to

16 industrial
 facilities that
 release

34.7 million pounds of
 toxic pollution
 each year

Exposure to air pollution
 is linked to increased risk
 of death from COVID-19

