

7.4 tests
 conducted per
 1,000 residents ↑

*Testing data for week of 10/12-10/18

↑ + 10.4% of
 tests were
 positive

COVID-19

Mobile County, Alabama

20.8%
**POVERTY
 RATE**

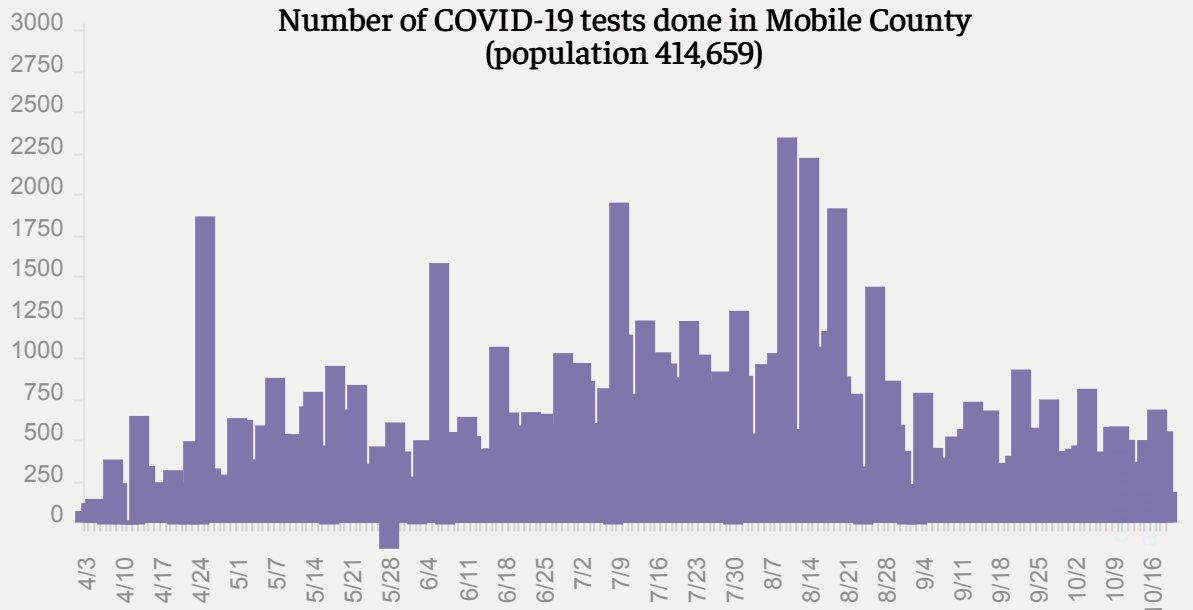
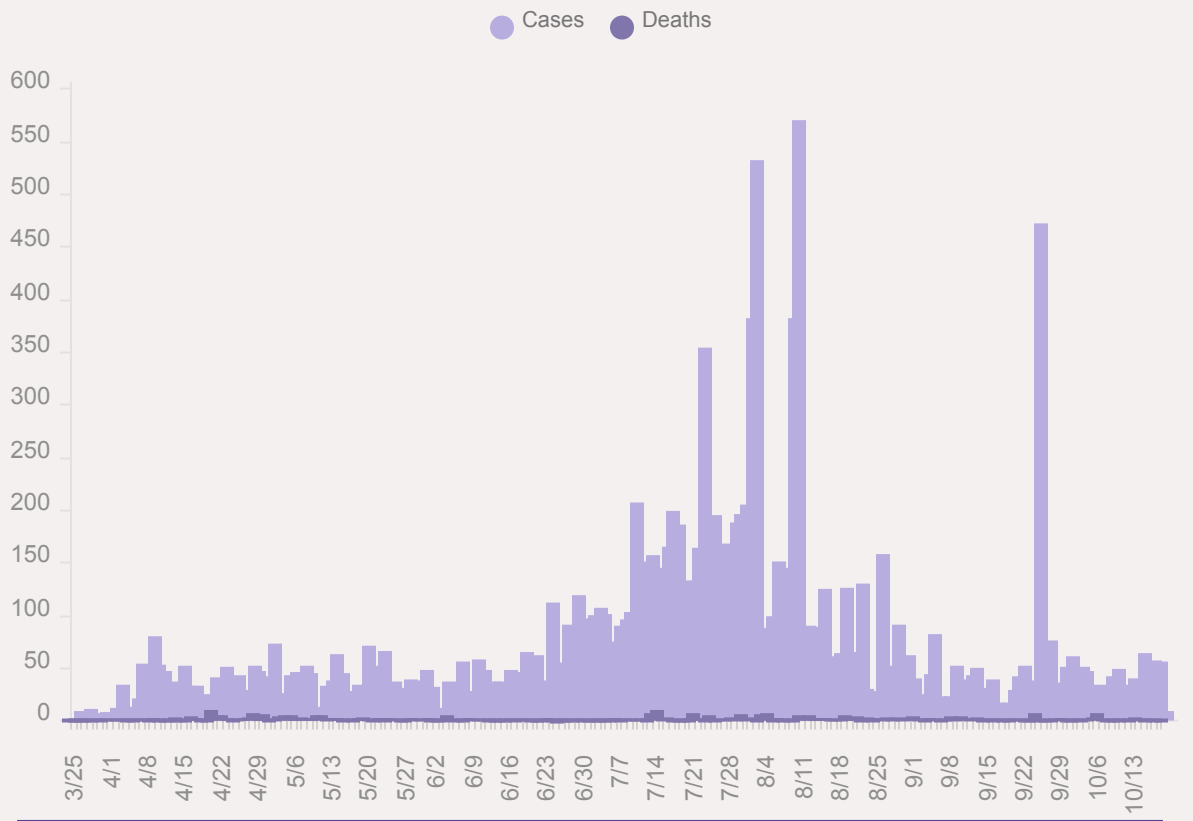
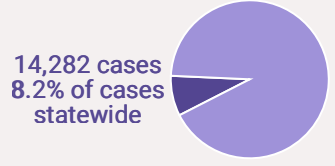
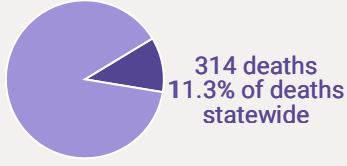
12%
UNINSURED

23.7%
**<18 YEARS
 OLD**

15.3%
**≥ 65 YEARS
 OLD**



Mobile County ranks # 2 in deaths and #2 in cases statewide



Daily case, death, and test increases are sourced from the AL Political Reporter, which tracks daily updates to the ADPH's public-facing dashboard. These are calculated by subtracting the cumulative total of confirmed cases/deaths on the dashboard at 11:59 p.m. from the previous day's cumulative total. ADPH data is provisional and subject to change, which may lead to inconsistencies in daily increases across different data sources. This data is preserved as it was publicly recorded.

COVID-19 risk is not equal for all people in Mobile County

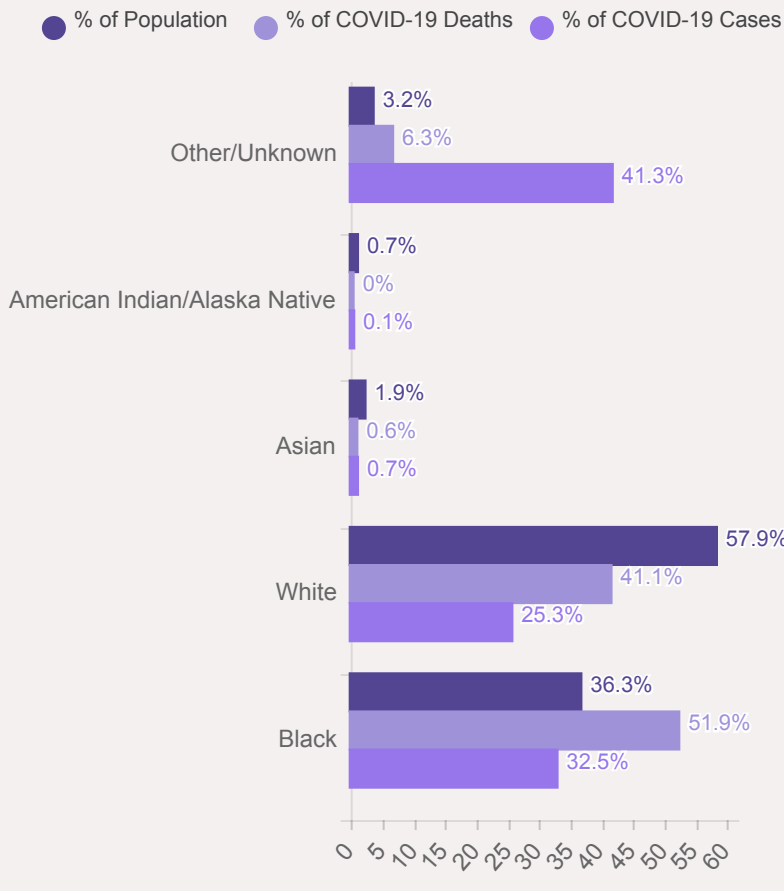
A Black person in Mobile County is

2 TIMES

more likely to test positive for COVID-19 than a White person and

2 TIMES

more likely to die from COVID-19 than a White person



Mobile County is home to

11 industrial facilities that release

15.7 million pounds of toxic pollution each year

Exposure to air pollution is linked to increased risk of death from COVID-19

