

8.1 tests  
 conducted per  
 1,000 residents ↓

\*Testing data for week of 11/23-11/29

↑ + 19.2% of  
 tests were  
 positive

# COVID-19

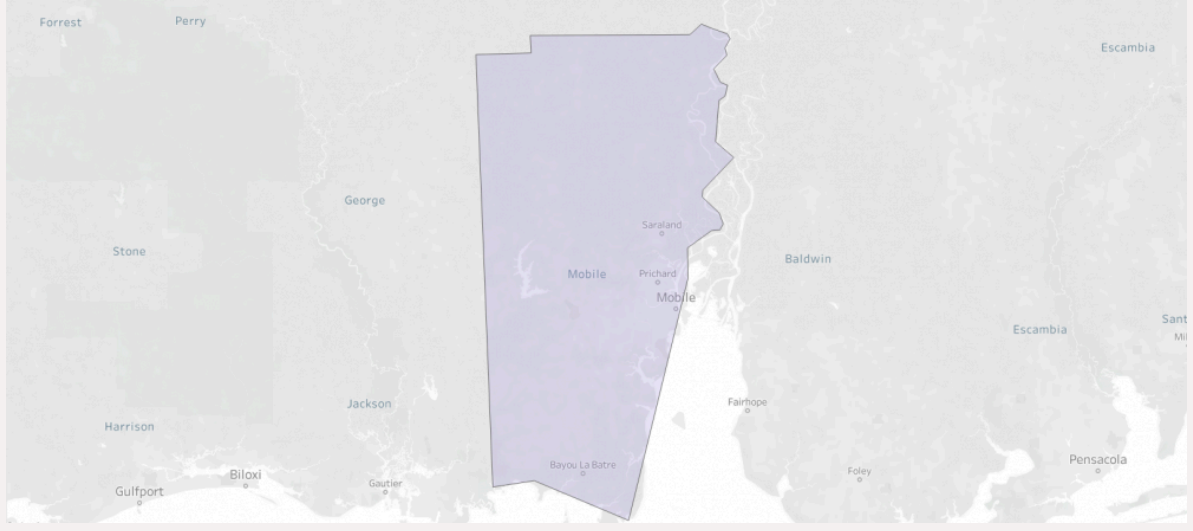
## Mobile County, Alabama

20.8%  
**POVERTY  
 RATE**

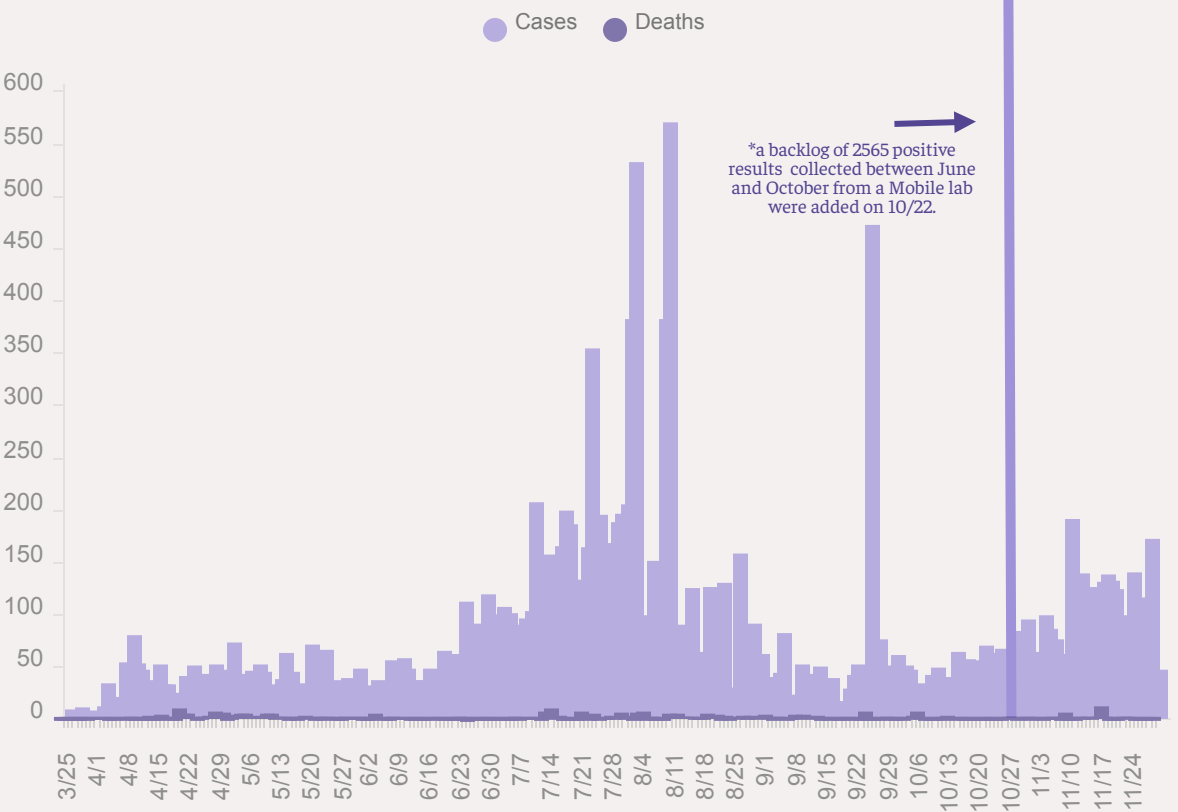
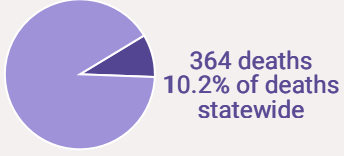
12%  
**UNINSURED**

23.7%  
**<18 YEARS  
 OLD**

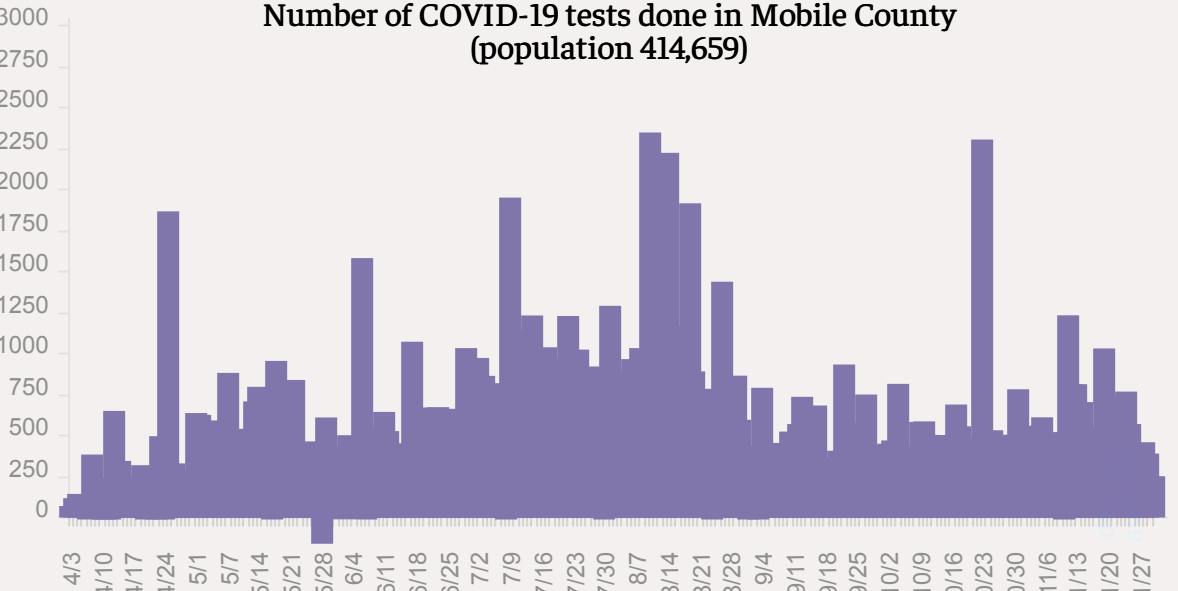
15.3%  
**≥ 65 YEARS  
 OLD**



Mobile County ranks # 2 in deaths and #2 in cases statewide



Number of COVID-19 tests done in Mobile County (population 414,659)



Daily case, death, and test increases are sourced from the AL Political Reporter, which tracks daily updates to the ADPH's public-facing dashboard. These are calculated by subtracting the cumulative total of confirmed cases/deaths on the dashboard at 11:59 p.m. from the previous day's cumulative total. ADPH data is provisional and subject to change, which may lead to inconsistencies in daily increases across different data sources. This data is preserved as it was publicly recorded.

## COVID-19 risk is not equal for all people in Mobile County

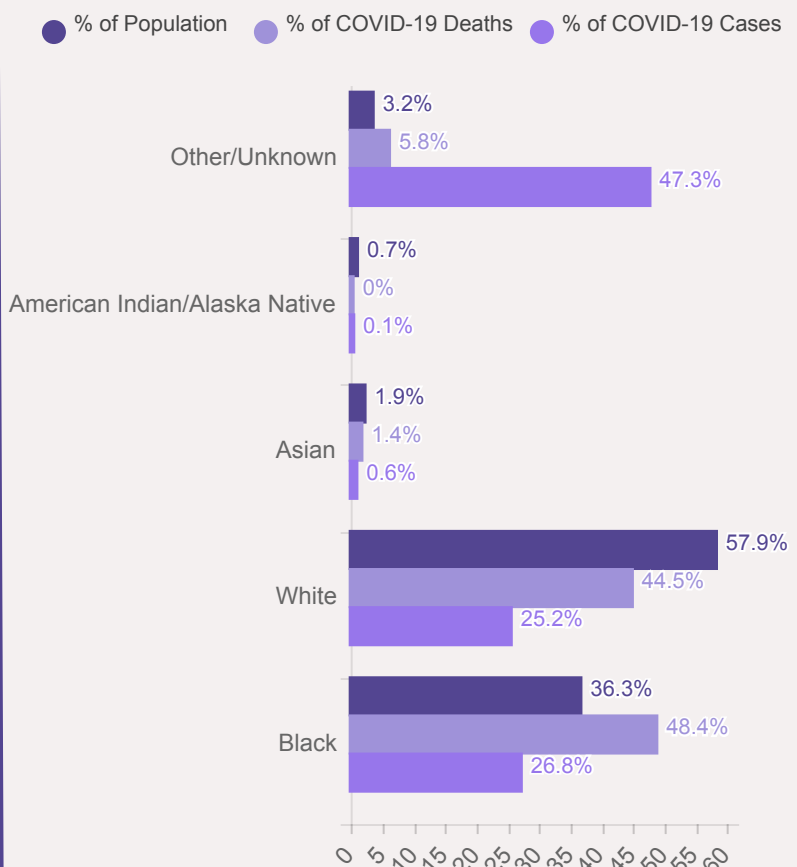
A Black person in Mobile County is

**1.7 TIMES**

more likely to test positive for COVID-19 than a White person and

**1.7 TIMES**

more likely to die from COVID-19 than a White person



\*Categories used by Mobile County Health Department

Mobile County is home to

**11** industrial facilities that release

**15.7** million pounds of toxic pollution each year

Exposure to air pollution is linked to increased risk of death from COVID-19

