 13.4 tests
conducted per
1,000 residents ↑

*Testing data for week of 12/28-1/3


↑  16.2%
average
positivity rate

COVID-19

Escambia County, FL

 13.9%
**POVERTY
RATE**

 10.4%
UNINSURED

 20.8%
**<18 YEARS
OLD**

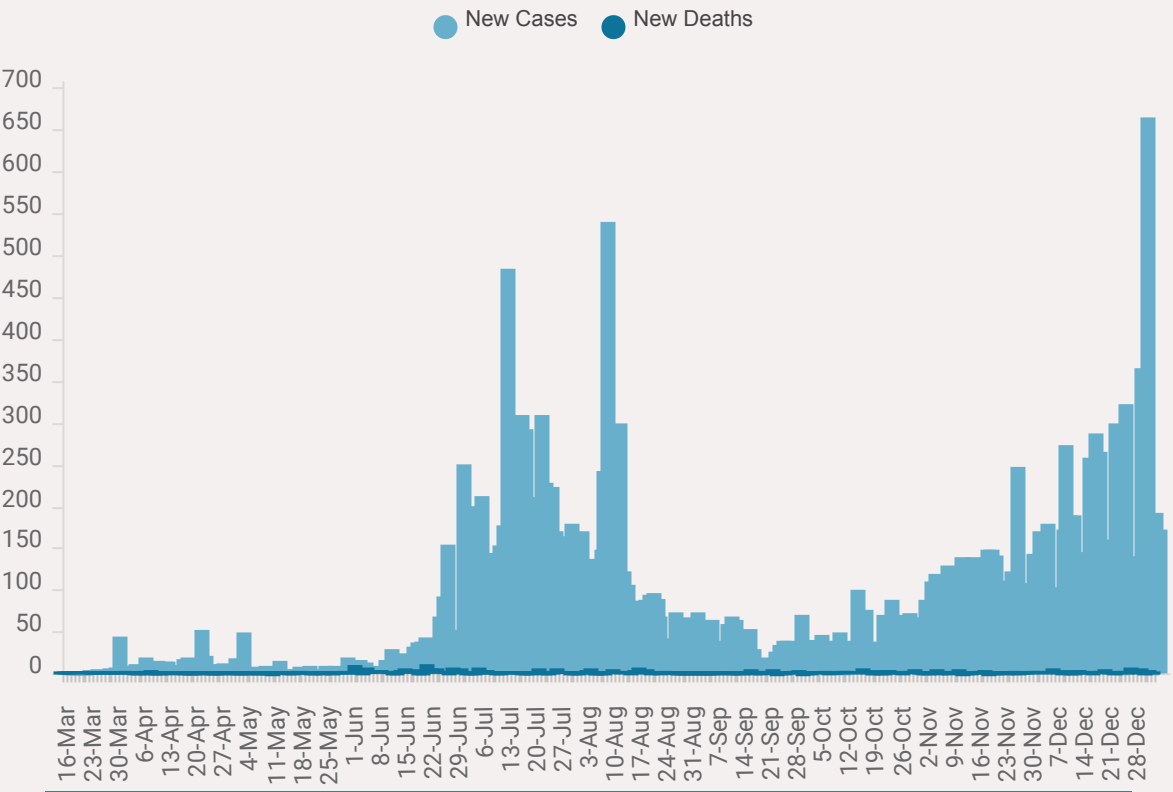
 16.8%
**≥ 65 YEARS
OLD**



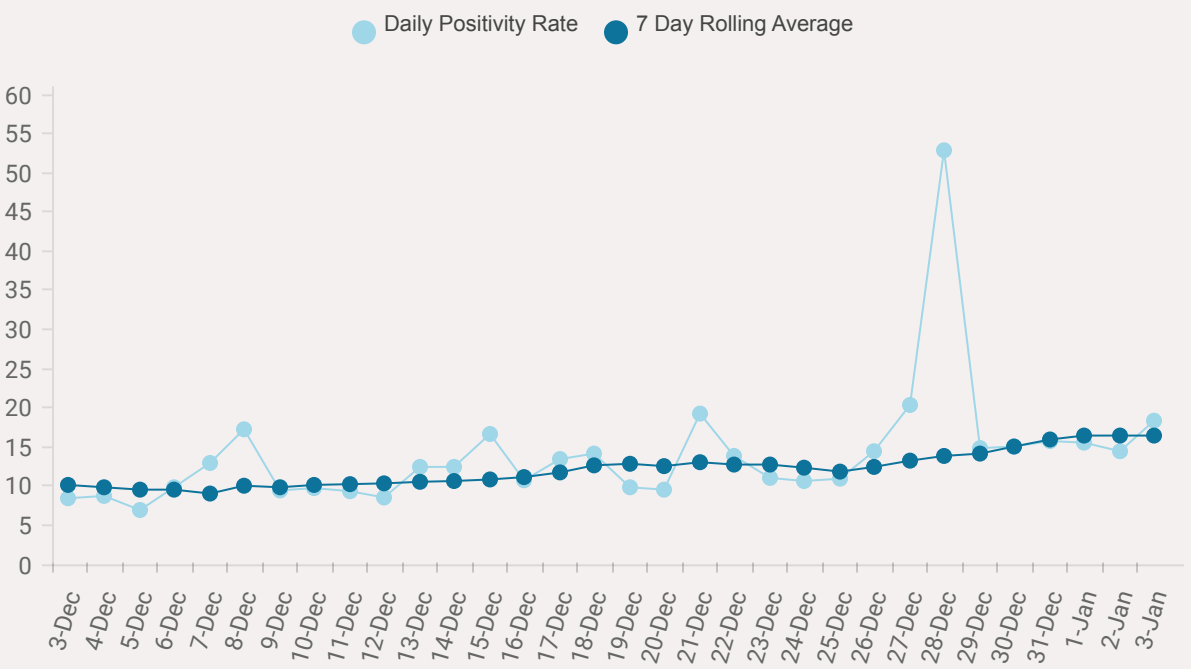
Escambia County ranks #17 in deaths and #11 in cases statewide

384 deaths
1.7% of deaths
statewide

23,378 cases
1.7% of cases
statewide



Previous Month Test Positivity in Escambia County



COVID-19 risk is not equal for all people in Escambia County

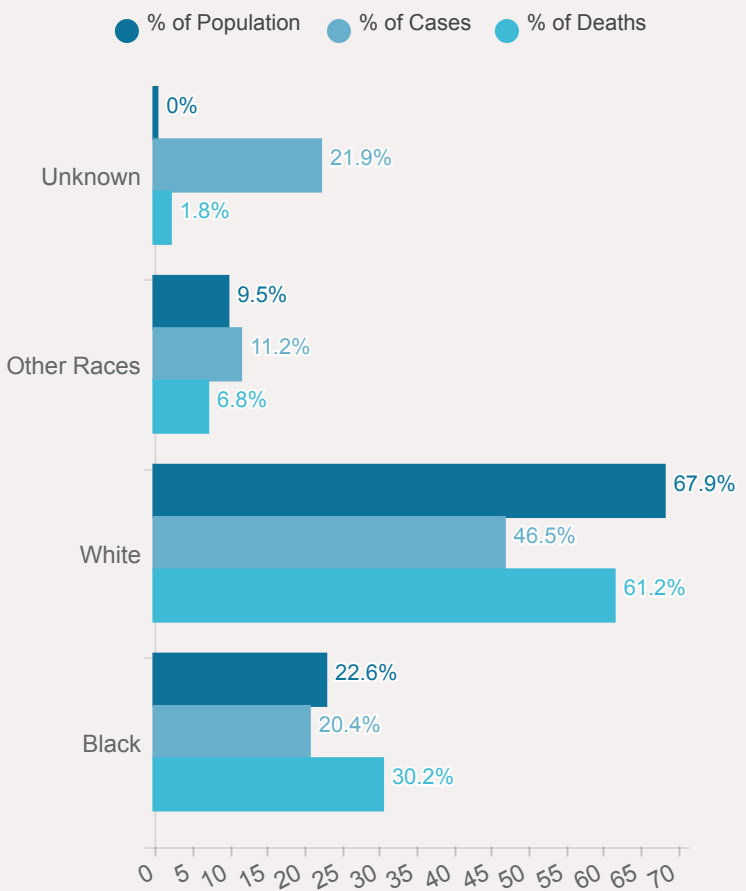
A Black person in Escambia County is

1.3 TIMES

more likely to test positive for COVID-19 than a White resident and

1.5 TIMES

more likely to die from COVID-19 than a White person



*Categories used by Florida Department of Health

Escambia County is home to

16 industrial facilities that release

34.7 million pounds of toxic pollution each year

Exposure to air pollution is linked to increased risk of death from COVID-19

