

16.2 tests  
conducted per  
1,000 residents ↑

\*Testing data for week of 1/4-1/10

16.8%  
average  
positivity rate ↑

# COVID-19

## Escambia County, FL

13.9%  
**POVERTY  
RATE**

10.4%  
**UNINSURED**

20.8%  
**<18 YEARS  
OLD**

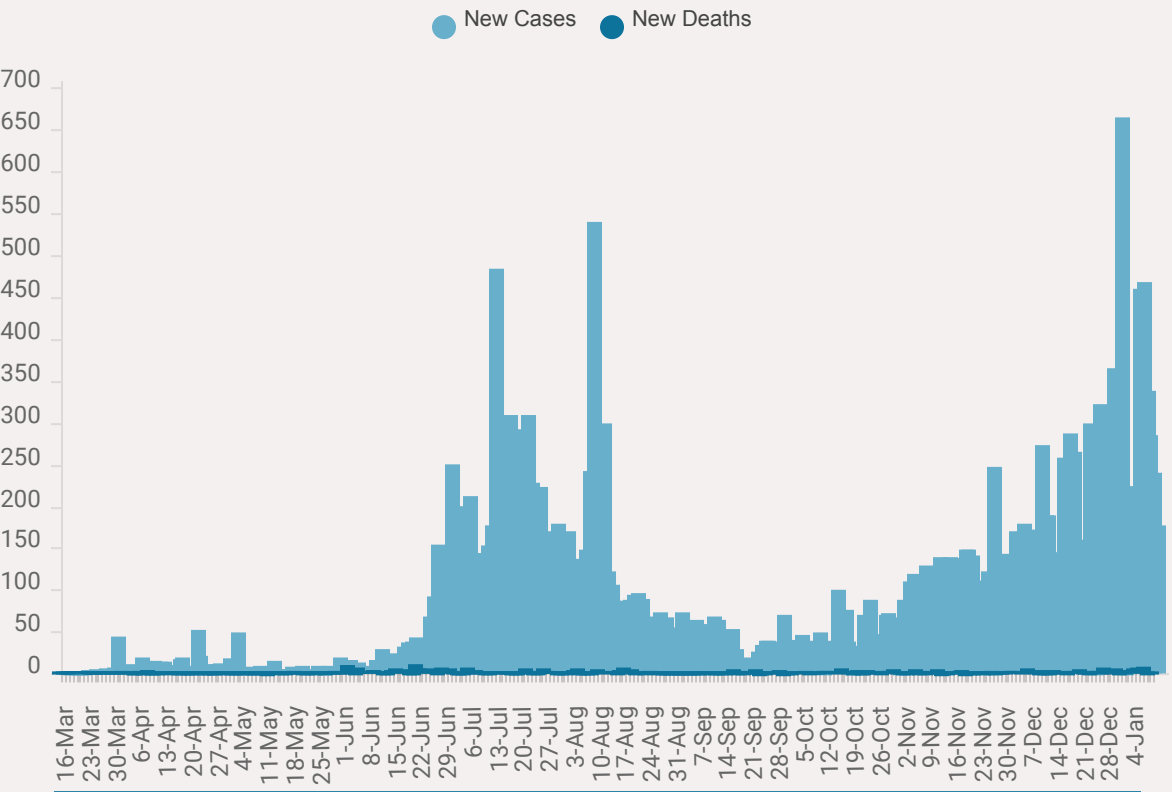
16.8%  
**≥ 65 YEARS  
OLD**



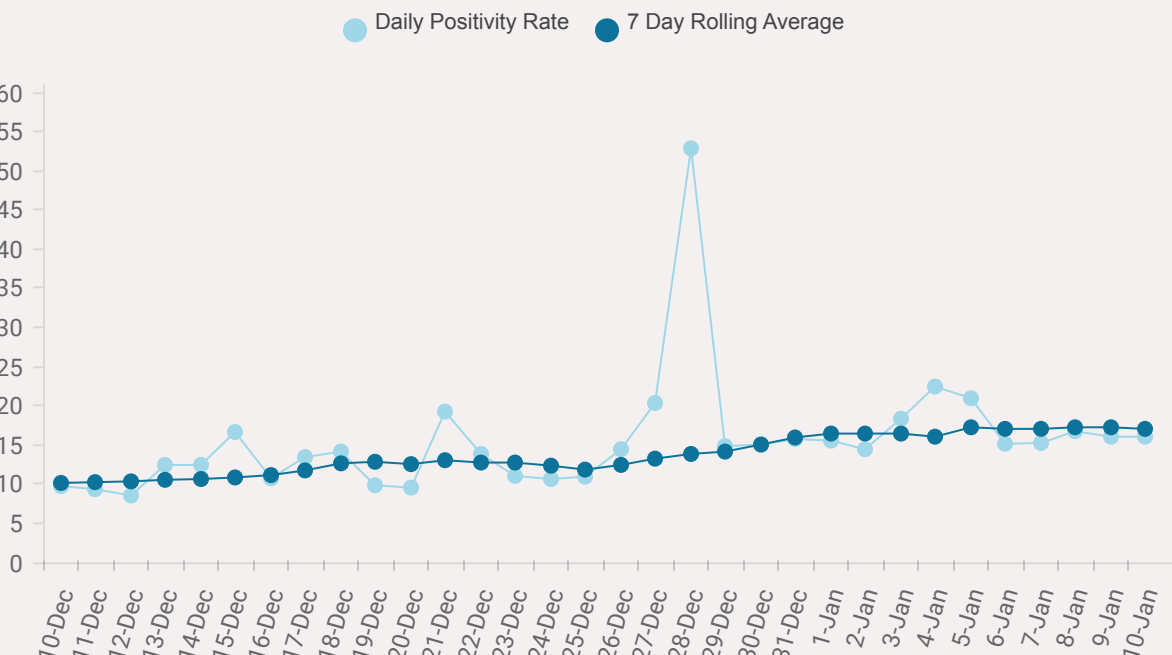
Escambia County ranks #16 in deaths and #12 in cases statewide

**414 deaths**  
1.8% of deaths  
statewide

**25,570 cases**  
1.7% of cases  
statewide



Previous Month Test Positivity in Escambia County



## COVID-19 risk is not equal for all people in Escambia County

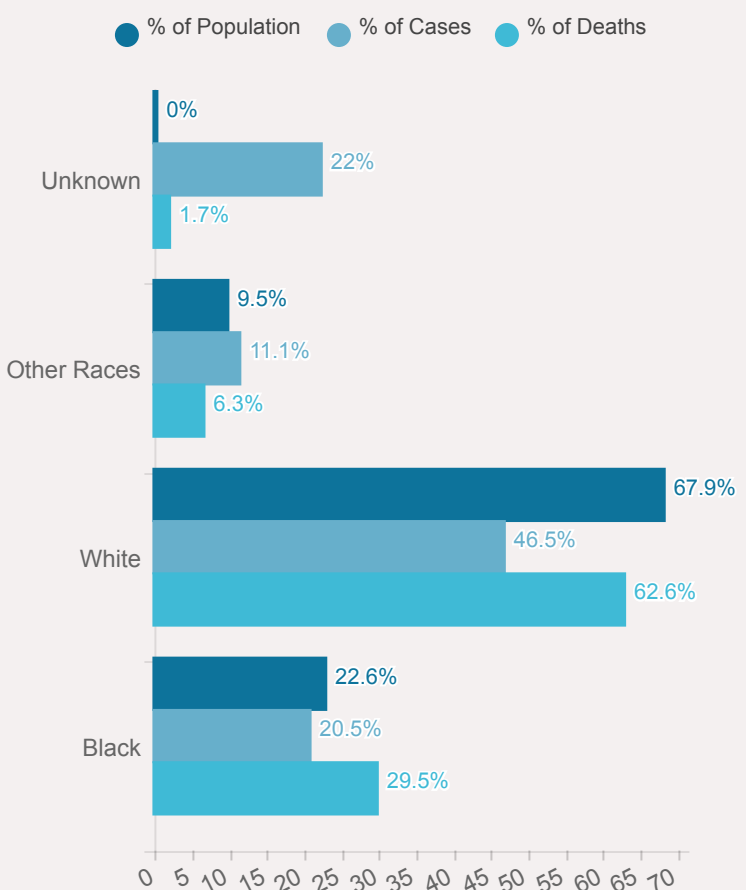
A Black person in Escambia County is

**1.3 TIMES**

more likely to test positive for COVID-19 than a White resident and

**1.4 TIMES**

more likely to die from COVID-19 than a White person



\*Categories used by Florida Department of Health

Escambia County is home to

**16** industrial facilities that release

**34.7** million pounds of toxic pollution each year

Exposure to air pollution is linked to increased risk of death from COVID-19

