

















Dealer Name _____
PO # / Job Name _____

Dealer Customer # _____
Contact Name _____

Grade Residential* Commercial* Municipal Concealed Fastener Industrial Imperial
*Residential and Commercial Grades are available in 6" wide sections only

Style

<input type="checkbox"/>		<input type="checkbox"/>		<input type="checkbox"/>		<input type="checkbox"/>		<input type="checkbox"/>		<input type="checkbox"/>		<input type="checkbox"/>		<input type="checkbox"/>	
	Series A		Series C		Series B		Series H		Series V		Series V Staggered		Rings		Quad
<input type="checkbox"/>		<input type="checkbox"/>		<input type="checkbox"/>		<input type="checkbox"/>		<input type="checkbox"/>		<input type="checkbox"/>		<input type="checkbox"/>		<input type="checkbox"/>	
	Series F		Series N1*		Series N2*		Privacy Board on Board		Privacy Shadowbox		Series S		Triad		Fleur-de-Lis

Finials are dealer installed. Add 3.5" to overall height


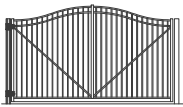
Height 36" 42" 48" 54" 60" 72" 84" 96"

Channels	<input type="checkbox"/> 	<input type="checkbox"/> 	<input type="checkbox"/> 	Bottom Channel	<input type="checkbox"/> Standard Bottom	<input type="checkbox"/> Flush Bottom	Picket Options	<input type="checkbox"/> 	<input type="checkbox"/> 
	2-Channel	3-Channel	4-Channel					Puppy Picket	Double Picket

Colors Black Matte Black Florida Bronze Matte Bronze Light Bronze White Gray

Panels			
Rackability	6" Wide	8" Wide	*OR/OA
Standard			
Rackable			
Double Punch			

Gates			
Opening	Swing	Arch	Qty
	Single/Double		
	Single/Double		
	Single/Double		
	Single/Double		
	Single/Double		
	Cantilever		
	Cantilever		
	Cantilever		
	Cantilever		

		
Arch 01	Arch 02	Arch 03
		
Arch 04		

Gate Needs to Meet UL325 for Cantilevers
*For Operator Angle put OA for Operator Rail put OR

Posts				
Size	Wall	Length*	Type**	Qty

*For Screw Boss, Type SB in Length Column
*For Welded Flange, Type WF in Length Column
*For Welded Plate, Type WP in Length Column
**Line, Corner, End or Blank in Type Column

Options	
Description	Qty
Wall Bracket	
Ball & Socket	
Touch-Up Paint Can (All Colors Available)	
Touch-Up Paint Pen (Black, White, Florida Bronze Only)	
Touch-Up Dip Brush (Matte Black & Matte Bronze Only)	
Solar Light Post Cap (Black & White Only)	
2" Ball Post Cap	
2-1/2 Ball Post Cap	
2" Trim Cover for Screw Boss	
2-1/2" Trim Cover for Screw Boss	
Butterfly Scroll	
Estate Scroll	

Gate Hardware - Butterfly hinges are included with gates. All gate hardware is discountable.							
Description	Black	Matte Black	Florida Bronze	Matte Bronze	Light Bronze	White	Qty
Boerboel® Gravity Latch							
GardDog® Locking Gravity Latch w/1-sided Key Entry							
GardDog® Locking Gravity Latch w/2-sided Key Entry & Button							
GardDog® Locking Pool Safety Latch							
GardDog® Locking Pool Safety Compact Latch							
GardDog® Locking Locking Latch w/Handle							
Boerboel® Standard Y-Latch <input type="checkbox"/> 2" <input type="checkbox"/> 2-1/2"							
Boerboel® 24" Heavy-Duty Drop Rod							
Boerboel® Gate Stop							
Boerboel® Standard Butterfly Hinge Kit Pair							
Boerboel® Heavy Duty Butterfly Hinge Kit Pair							
Boerboel® Standard Wrap Hinge Kit Pair							
Boerboel® Flush Mount Butterfly Hinge							

Notes _____

By signing this form, the signatory represents that they have full power and authority to enter into this legally binding contract and certifies that they have read, fully understand, and agree to abide by all the terms, conditions and pricing set forth in the Aluminum Fence Supply Authorized Dealer Handbook and Product Catalog.

THIS IS A: QUOTE ONLY ORDER Print Name _____ Signature _____ Date _____