



FACT SHEET

RHPA 3 - HOUMA & THIBODAUX

Houma/Thibodaux Housing Group



INTRODUCTION

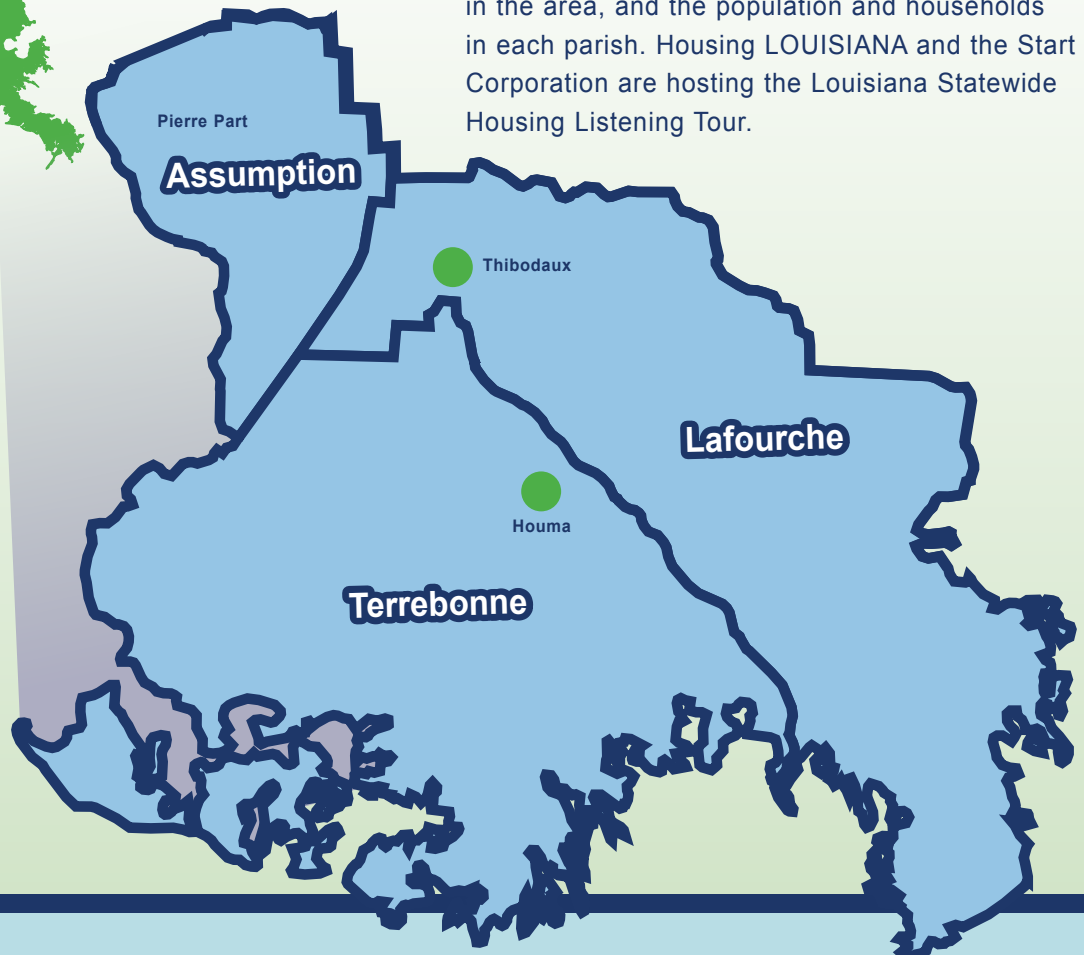
This Fact Sheet displays important data on the state of housing within the three parishes in Regional Housing Planning Area 3. It includes information on affordability, previous investments in the area, and the population and households in each parish. Housing LOUISIANA and the Start Corporation are hosting the Louisiana Statewide Housing Listening Tour.

SOURCES

American Community Survey
5-year Estimates, 2017-2021
U.S. Census Building Permits, 2021

LIST OF PARISHES IN RHPA 3:

- Assumption Parish
- Lafourche Parish
- Terrebonne Parish



The Regional Housing Planning Area Fact Sheets were made possible due to the support of the Greater New Orleans Foundation's Disaster Relief Fund, which is largely supported by the W. K. Kellogg Foundation, and other donors including Razoo Foundation, Lauren Bon and Metabolic Studio via the Annenberg Foundation, Dentaquest, and various individuals.

FACT SHEET

HOUMA/THIBODAUX REGION HOUSING WORKING GROUP

Assumption

POPULATION

22,478



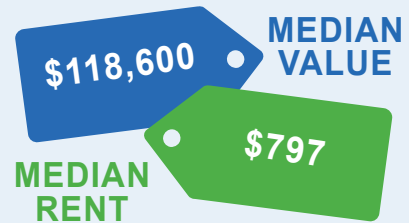
HOUSEHOLDS

8,552

RACE & ETHNICITY

WHITE 67%
BLACK 30%
ASIAN 0.0%
OTHER 1%

3% Hispanic or Latino
97% Not Hispanic or Latino



78%


Owner
Occupied

22%

Renter
Occupied

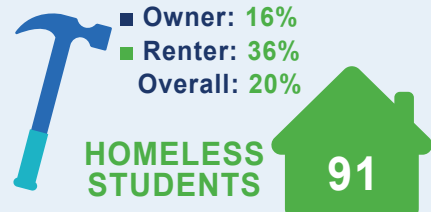
OCCUPANCY STATUS

Occupied: 8,552 units
Vacant: 2,253 units
TOTAL: 10,805 units



COST BURDEN

Owner: 16%
Renter: 36%
Overall: 20%



Lafourche

POPULATION

97,614



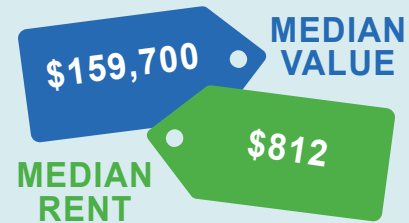
HOUSEHOLDS

36,759

RACE & ETHNICITY

WHITE 80%
BLACK 14%
ASIAN 1%
OTHER 0%

4% Hispanic or Latino
96% Not Hispanic or Latino



76%

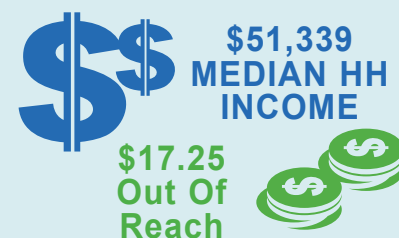
Owner
Occupied

24%

Renter
Occupied

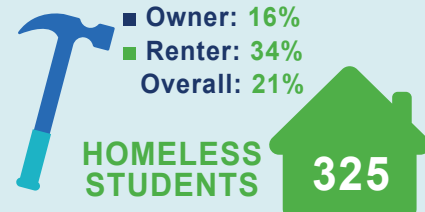
OCCUPANCY STATUS

Occupied: 36,759 units
Vacant: 5,165 units
TOTAL: 41,924 units



COST BURDEN

Owner: 16%
Renter: 34%
Overall: 21%



Terrebonne

POPULATION

110,461



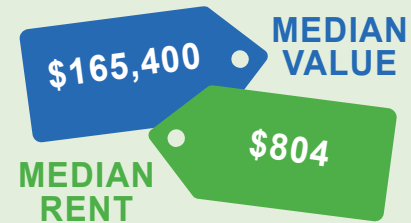
HOUSEHOLDS

40,173

RACE & ETHNICITY

WHITE 70%
BLACK 19%
ASIAN 1%
OTHER 1%

5% Hispanic or Latino
95% Not Hispanic or Latino



69%

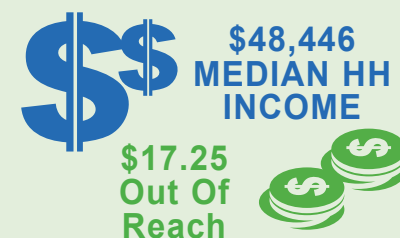
Owner
Occupied

31%

Renter
Occupied

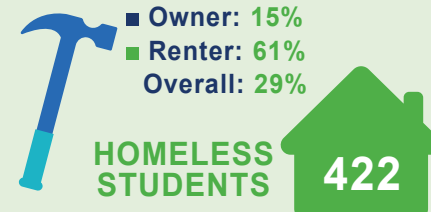
OCCUPANCY STATUS

Occupied: 40,173 units
Vacant: 5,591 units
TOTAL: 45,764 units



COST BURDEN

Owner: 15%
Renter: 61%
Overall: 29%

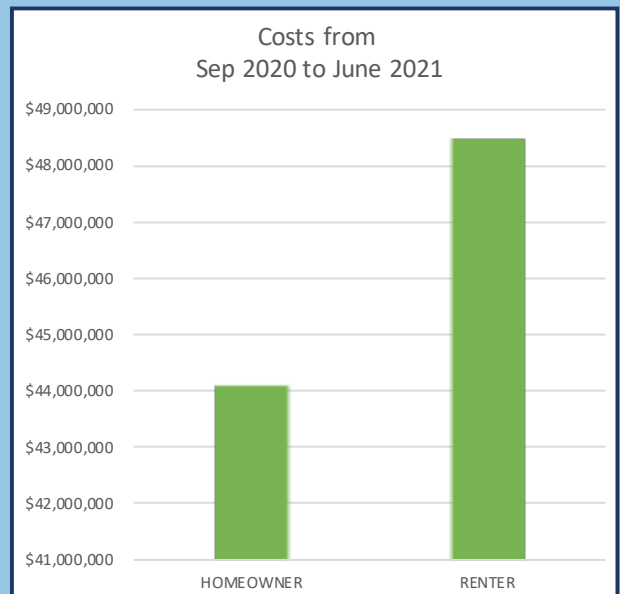




HOUMA & THIBODAUX HOUSING GROUP



COVID Housing Needs Estimate



FACT SHEET

Houma/Thibodaux Area Housing Group

SOURCES

Source: Enterprise and Urban Footprint Pulse Data