



# FACT SHEET

RHPA 7 - Shreveport

## Shreveport Region

### INTRODUCTION

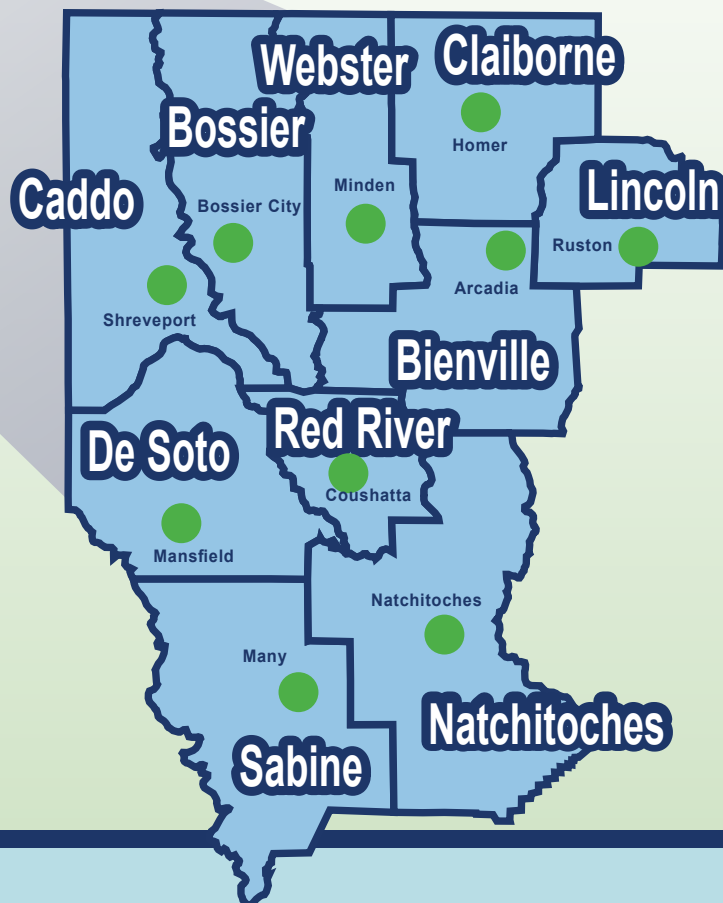
This Fact Sheet displays important data on the state of housing within the ten parishes in Regional Housing Planning Area 7. It includes information on affordability, previous investments in the area, and the population and households in each parish. HousingLouisIANA and the Office of Community Development for the City of Shreveport are hosting the Louisiana Statewide Housing Listening Tour in this region.

### SOURCES

American Community Survey  
5-year Estimates, 2017-2021  
U.S. Census Building Permits, 2021

### LIST OF PARISHES IN RHPA 7:

- Bienville Parish
- Bossier Parish
- Caddo Parish
- Claiborne Parish
- De Soto Parish
- Lincoln Parish
- Natchitoches Parish
- Red River Parish
- Sabine Parish
- Webster Parish



The Regional Housing Planning Area Fact Sheets were made possible due to the support of the Greater New Orleans Foundation's Disaster Relief Fund, which is largely supported by the W. K. Kellogg Foundation, and other donors including Razoo Foundation, Lauren Bon and Metabolic Studio via the Annenberg Foundation, Dentaquest, and various individuals.

# FACT SHEET SHREVEPORT REGION

## Bienville

POPULATION  
13,564



HOUSEHOLDS  
5,812

RACE & ETHNICITY  
WHITE 55%  
BLACK 43.2%  
ASIAN 0%  
OTHER 2.3%

0% Hispanic or Latino  
100% Not Hispanic or Latino

MEDIAN VALUE  
\$75,900  
MEDIAN RENT  
\$487

73% Owner Occupied  
27% Renter Occupied

OCCUPANCY STATUS  
Occupied: 5,892 units  
Vacant: 1,922 units  
TOTAL: 7,814 units

MEDIAN HH INCOME  
\$30,300  
Out Of Reach  
\$13.94

COST BURDEN  
Owner: 14%  
Renter: 30%  
Overall: 19%

HOMELESS STUDENTS  
18

## Bossier

POPULATION  
126,499



HOUSEHOLDS  
49,377

RACE & ETHNICITY  
WHITE 72%  
BLACK 22.8%  
ASIAN 1.9%  
OTHER 4.2%

7% Hispanic or Latino  
93% Not Hispanic or Latino

MEDIAN VALUE  
\$172,400  
MEDIAN RENT  
\$992

63% Owner Occupied  
37% Renter Occupied

OCCUPANCY STATUS  
Occupied: 48,142 units  
Vacant: 7,115 units  
TOTAL: 55,257 units

MEDIAN HH INCOME  
\$52,145  
Out Of Reach  
\$16.25

COST BURDEN  
Owner: 19%  
Renter: 45%  
Overall: 29%

HOMELESS STUDENTS  
178

## Caddo

POPULATION  
245,831



HOUSEHOLDS  
95,864

RACE & ETHNICITY  
WHITE 46%  
BLACK 49.2%  
ASIAN 1.3%  
OTHER 3.4%

3% Hispanic or Latino  
97% Not Hispanic or Latino

MEDIAN VALUE  
\$149,200  
MEDIAN RENT  
\$797

60% Owner Occupied  
40% Renter Occupied

OCCUPANCY STATUS  
Occupied: 97,283 units  
Vacant: 15,618 units  
TOTAL: 112,901 units

MEDIAN HH INCOME  
\$40,391  
Out Of Reach  
\$16.25

COST BURDEN  
Owner: 21%  
Renter: 49%  
Overall: 32%

HOMELESS STUDENTS  
1289

## Claiborne

POPULATION  
15,985



HOUSEHOLDS  
5,917

RACE & ETHNICITY  
WHITE 46%  
BLACK 52%  
ASIAN 1%  
OTHER 2.1%

1% Hispanic or Latino  
99% Not Hispanic or Latino

MEDIAN VALUE  
\$78,100  
MEDIAN RENT  
\$618

66% Owner Occupied  
34% Renter Occupied

OCCUPANCY STATUS  
Occupied: 5,891 units  
Vacant: 1,940 units  
TOTAL: 7,831 units

MEDIAN HH INCOME  
\$27,303  
Out Of Reach  
\$14.87

COST BURDEN  
Owner: 21%  
Renter: 47%  
Overall: 29%

HOMELESS STUDENTS  
14

## De Soto

POPULATION  
27,289



HOUSEHOLDS  
10,821

RACE & ETHNICITY  
WHITE 62%  
BLACK 35.4%  
ASIAN 1%  
OTHER 3.9%

3% Hispanic or Latino  
97% Not Hispanic or Latino

MEDIAN VALUE  
\$117,300  
MEDIAN RENT  
\$635

71% Owner Occupied  
29% Renter Occupied

OCCUPANCY STATUS  
Occupied: 10,523 units  
Vacant: 2,299 units  
TOTAL: 12,822 units

MEDIAN HH INCOME  
\$44,230  
Out Of Reach  
\$16.25

COST BURDEN  
Owner: 18%  
Renter: 34%  
Overall: 23%

HOMELESS STUDENTS  
45

## Lincoln

POPULATION  
38,769



HOUSEHOLDS  
14,659

RACE & ETHNICITY  
WHITE 54%  
BLACK 40.9%  
ASIAN 1.7%  
OTHER 3.6%

3% Hispanic or Latino  
97% Not Hispanic or Latino

MEDIAN VALUE  
\$154,500  
MEDIAN RENT  
\$729

52% Owner Occupied  
49% Renter Occupied

OCCUPANCY STATUS  
Occupied: 17,551 units  
Vacant: 2,524 units  
TOTAL: 20,075 units

MEDIAN HH INCOME  
\$34,154  
Out Of Reach  
\$15.21

COST BURDEN  
Owner: 12%  
Renter: 58%  
Overall: 33%

HOMELESS STUDENTS  
41

## Natchitoches

POPULATION  
8,565



HOUSEHOLDS  
3,372

RACE & ETHNICITY  
WHITE 53%  
BLACK 41.3%  
ASIAN 7%  
OTHER 5.2%

2% Hispanic or Latino  
98% Not Hispanic or Latino

MEDIAN VALUE  
\$137,400  
MEDIAN RENT  
\$713

44% Owner Occupied  
56% Renter Occupied

OCCUPANCY STATUS  
Occupied: 14,630 units  
Vacant: 4,417 units  
TOTAL: 19,047 units

MEDIAN HH INCOME  
\$27,795  
Out Of Reach  
\$16.31

COST BURDEN  
Owner: 17%  
Renter: 53%  
Overall: 35%

HOMELESS STUDENTS  
129

## Red River

POPULATION  
23,991



HOUSEHOLDS  
9,158

RACE & ETHNICITY  
WHITE 58%  
BLACK 39.1%  
ASIAN 0%  
OTHER 3.6%

2% Hispanic or Latino  
98% Not Hispanic or Latino

MEDIAN VALUE  
\$78,700  
MEDIAN RENT  
\$645

74% Owner Occupied  
26% Renter Occupied

OCCUPANCY STATUS  
Occupied: 3,334 units  
Vacant: 856 units  
TOTAL: 4,190 units

MEDIAN HH INCOME  
\$33,446  
Out Of Reach  
\$14.42

COST BURDEN  
Owner: 16%  
Renter: 30%  
Overall: 20%

HOMELESS STUDENTS  
85

## Sabine

POPULATION  
39,242



HOUSEHOLDS  
16,551

RACE & ETHNICITY  
WHITE 69%  
BLACK 16%  
ASIAN 4%  
OTHER 13.8%

4% Hispanic or Latino  
96% Not Hispanic or Latino

MEDIAN VALUE  
\$94,300  
MEDIAN RENT  
\$583

68% Owner Occupied  
32% Renter Occupied

OCCUPANCY STATUS  
Occupied: 9,185 units  
Vacant: 5,713 units  
TOTAL: 14,898 units

MEDIAN HH INCOME  
\$39,465  
Out Of Reach  
\$14.81

COST BURDEN  
Owner: 14%  
Renter: 35%  
Overall: 20%

HOMELESS STUDENTS  
44

## Webster

POPULATION  
39,631



HOUSEHOLDS  
16,230

RACE & ETHNICITY  
WHITE 64%  
BLACK 34%  
ASIAN 3%  
OTHER 1.9%

2% Hispanic or Latino  
98% Not Hispanic or Latino

MEDIAN VALUE  
\$81,500  
MEDIAN RENT  
\$688

67% Owner Occupied  
33% Renter Occupied

OCCUPANCY STATUS  
Occupied: 16,230 units  
Vacant: 3,388 units  
TOTAL: 19,618 units

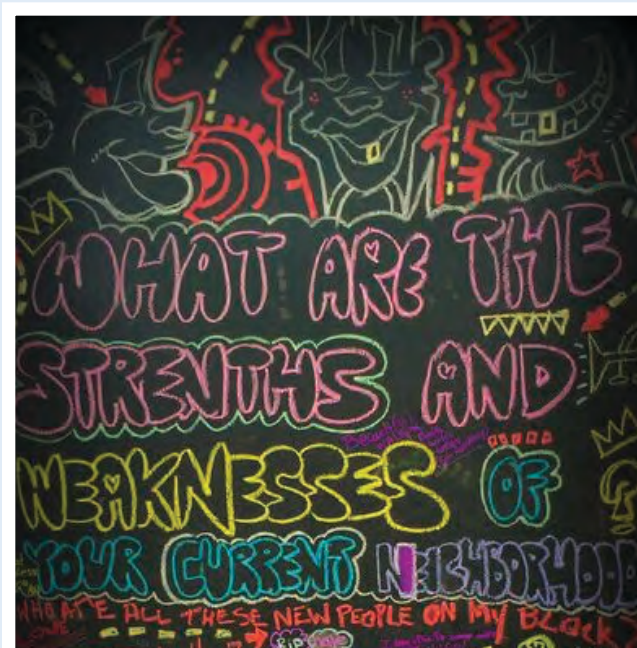
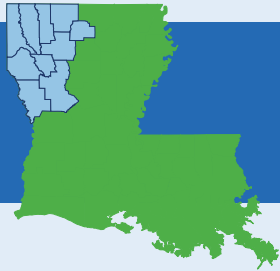
MEDIAN HH INCOME  
\$30,358  
Out Of Reach  
\$13.94

COST BURDEN  
Owner: 20%  
Renter: 46%  
Overall: 28%

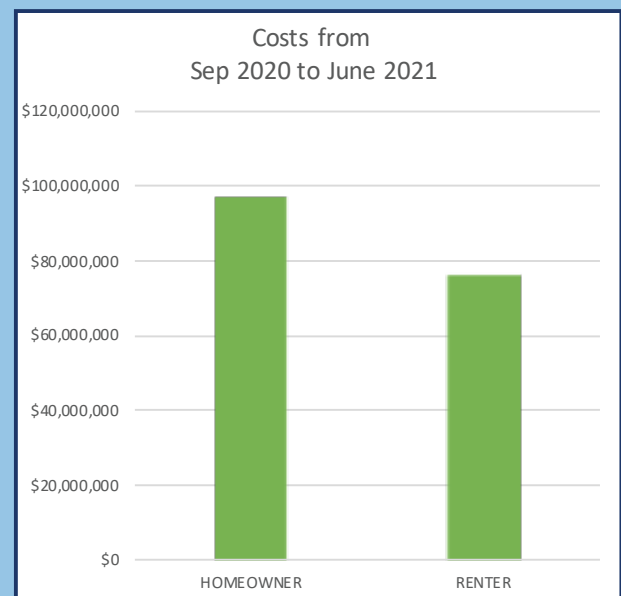
HOMELESS STUDENTS  
77



Shreveport  
HOUSING GROUP



## COVID Housing Needs Estimate



### SOURCES

Source: Enterprise and Urban Footprint Pulse Data

# FACT SHEET

SHREVEPORT AREA HOUSING GROUP