

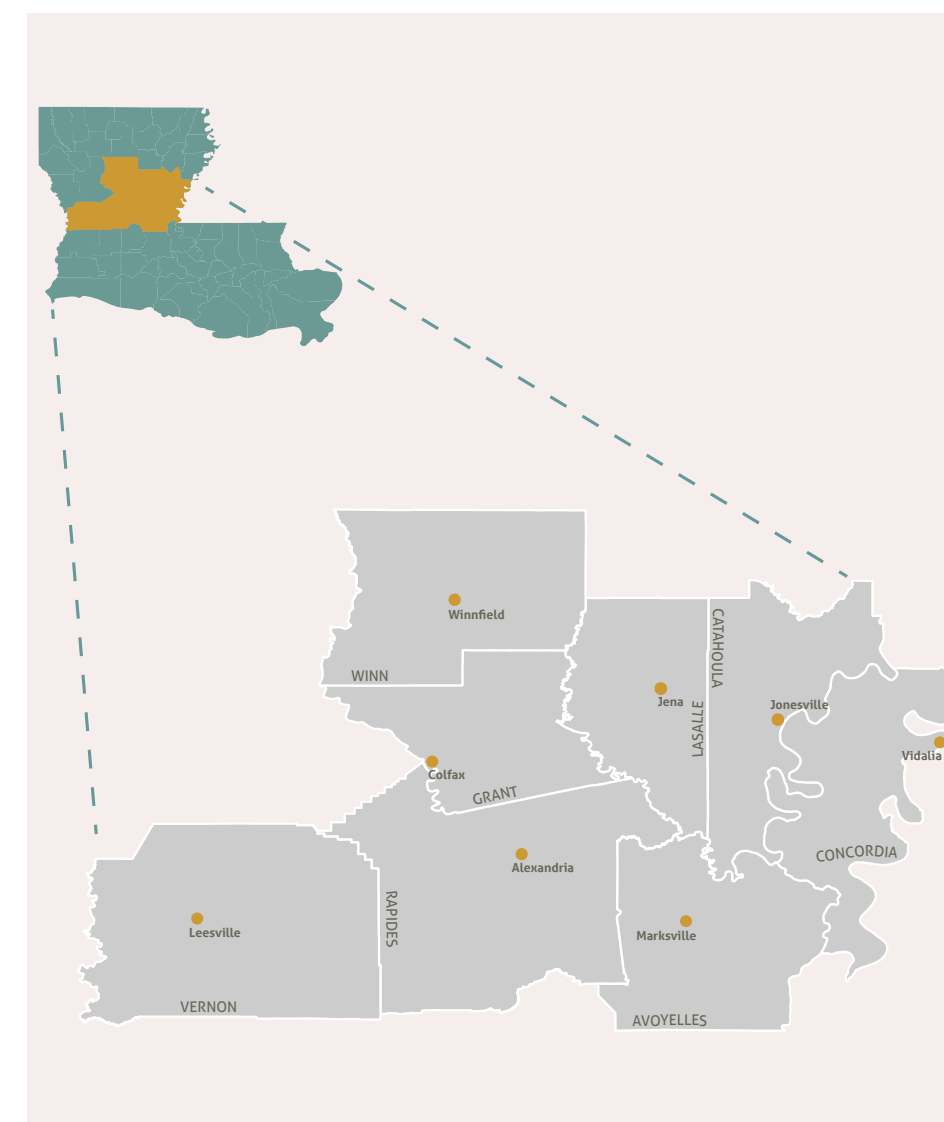
FACT SHEET

REGIONAL HOUSING PLANNING AREA

RHPA 6 - ALEXANDRIA

INTRODUCTION

This Fact Sheet displays important data on the state of housing within the eight parishes in Regional Housing Planning Area 6. It includes information on affordability, previous investments in the area, and the population and households in each parish. HousingLOUISIANA and the Alexandria Housing Alliance are hosting the Louisiana Statewide Housing Listening Tour in this region.



LIST OF PARISHES IN RHPA 6:

- » Avoyelles Parish
- » Catahoula Parish
- » Concordia Parish
- » Grant Parish
- » La Salle Parish
- » Rapides Parish
- » Vernon Parish
- » Winn Parish


SOURCES

American Community Survey
1-year Estimates, 2018
(All Parishes except Rapides Parish
used American Community Survey
5-year estimates, 2014-2018, due
to data availability).

U.S. Census Building Permits, 2018

The Regional Housing Planning Area Fact Sheets were made possible due to the support of the Greater New Orleans Foundation's Disaster Relief Fund, which is largely supported by the W. K. Kellogg Foundation, and other donors including Razoo Foundation, Lauren Bon and Metabolic Studio via the Annenberg Foundation, Dentaquest, and various individuals.

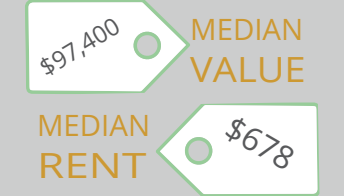
AVOYELLES



RACE & ETHNICITY

BLACK	28.8%
WHITE	64.4%
ASIAN	0.5%
OTHER	4.3%

1.9% Hispanic or Latino
98.1% Not Hispanic or Latino

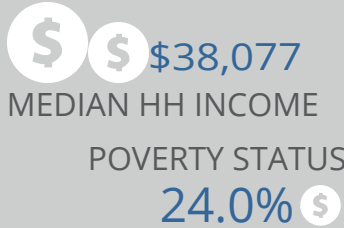


TENURE

OWNER OCCUPIED	29.7%
RENTER OCCUPIED	70.3%

OCCUPANCY STATUS

Occupied: 15,085 units
Vacant: 3,235 units
TOTAL: 18,320 units




COST BURDEN

Owner: 17.8%
Renter: 41.8%
Overall: 24.9%



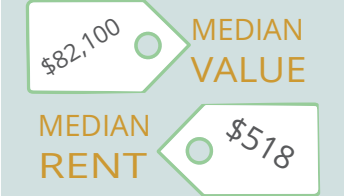
CATAHOULA



RACE & ETHNICITY

BLACK	32.4%
WHITE	66.3%
ASIAN	0.1%
OTHER	1.1%

1.6% Hispanic or Latino
98.4% Not Hispanic or Latino

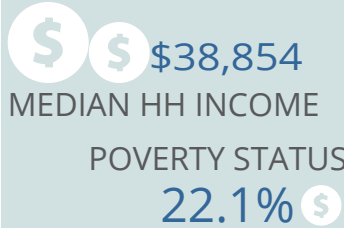


TENURE

OWNER OCCUPIED	22.2%
RENTER OCCUPIED	77.8%

OCCUPANCY STATUS

Occupied: 3,595 units
Vacant: 1,395 units
TOTAL: 4,990 units




COST BURDEN

Owner: 16.9%
Renter: 39.9%
Overall: 22.0%



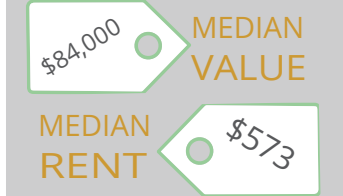
CONCORDIA



RACE & ETHNICITY

BLACK	41.1%
WHITE	57.8%
ASIAN	0.2%
OTHER	0.9%

1.4% Hispanic or Latino
98.6% Not Hispanic or Latino

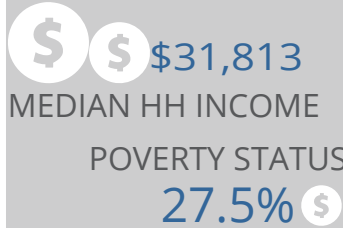


TENURE

OWNER OCCUPIED	34.4%
RENTER OCCUPIED	65.6%

OCCUPANCY STATUS

Occupied: 7,371 units
Vacant: 2,187 units
TOTAL: 9,558 units




COST BURDEN

Owner: 19.6%
Renter: 46.6%
Overall: 28.9%



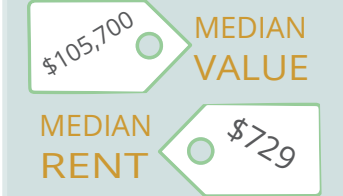
GRANT



RACE & ETHNICITY

BLACK	16.7%
WHITE	78.5%
ASIAN	0.2%
OTHER	4.6%

5.0% Hispanic or Latino
95.0% Not Hispanic or Latino

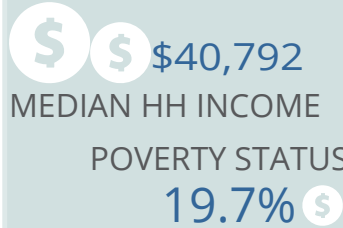


TENURE

OWNER OCCUPIED	33.4%
RENTER OCCUPIED	66.6%

OCCUPANCY STATUS

Occupied: 6,989 units
Vacant: 2,272 units
TOTAL: 9,261 units




COST BURDEN

Owner: 17.9%
Renter: 32.6%
Overall: 22.8%



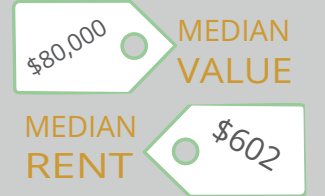
LA SALLE



RACE & ETHNICITY

BLACK	12.4%
WHITE	84.5%
ASIAN	0.1%
OTHER	3.0%

2.8% Hispanic or Latino
97.2% Not Hispanic or Latino

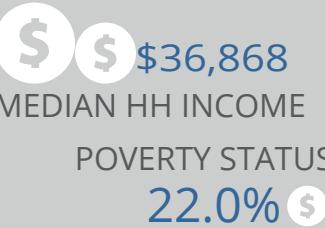


TENURE

OWNER OCCUPIED	25.0%
RENTER OCCUPIED	75.0%

OCCUPANCY STATUS

Occupied: 5,018 units
Vacant: 1,684 units
TOTAL: 6,702 units




COST BURDEN

Owner: 14.2%
Renter: 24.8%
Overall: 16.9%



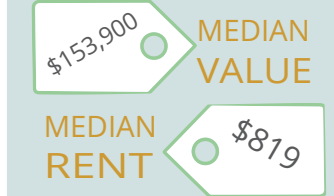
RAPIDES



RACE & ETHNICITY

BLACK	30.9%
WHITE	63.1%
ASIAN	1.0%
OTHER	5.0%

3.2% Hispanic or Latino
96.8% Not Hispanic or Latino

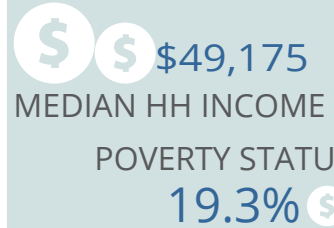


TENURE

OWNER OCCUPIED	38.5%
RENTER OCCUPIED	61.5%

OCCUPANCY STATUS

Occupied: 48,915 units
Vacant: 9,485 units
TOTAL: 58,400 units

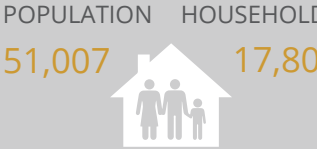


COST BURDEN

Owner: 12.2%
Renter: 46.8%
Overall: 25.6%



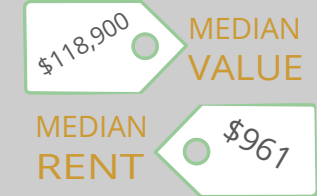
VERNON



RACE & ETHNICITY

BLACK	14.6%
WHITE	75.8%
ASIAN	2.1%
OTHER	7.5%

9.4% Hispanic or Latino
90.6% Not Hispanic or Latino

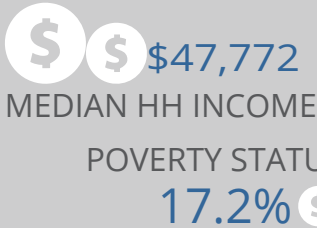


TENURE

OWNER OCCUPIED	47.3%
RENTER OCCUPIED	52.7%

OCCUPANCY STATUS

Occupied: 17,801 units
Vacant: 4,322 units
TOTAL: 22,123 units




COST BURDEN

Owner: 13.0%
Renter: 38.9%
Overall: 25.2%



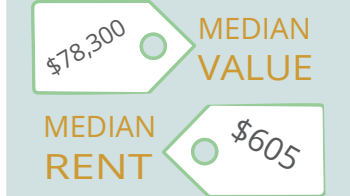
WINN



RACE & ETHNICITY

BLACK	31.6%
WHITE	66.4%
ASIAN	0.0%
OTHER	2.0%

2.0% Hispanic or Latino
98.0% Not Hispanic or Latino

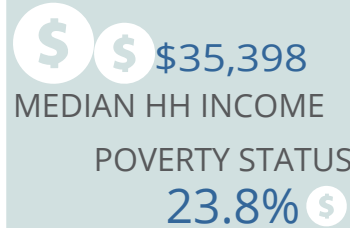


TENURE

OWNER OCCUPIED	32.0%
RENTER OCCUPIED	68.0%

OCCUPANCY STATUS

Occupied: 5,437 units
Vacant: 1,862 units
TOTAL: 7,299 units



COST BURDEN

Owner: 15.2%
Renter: 40.3%
Overall: 23.3%

