

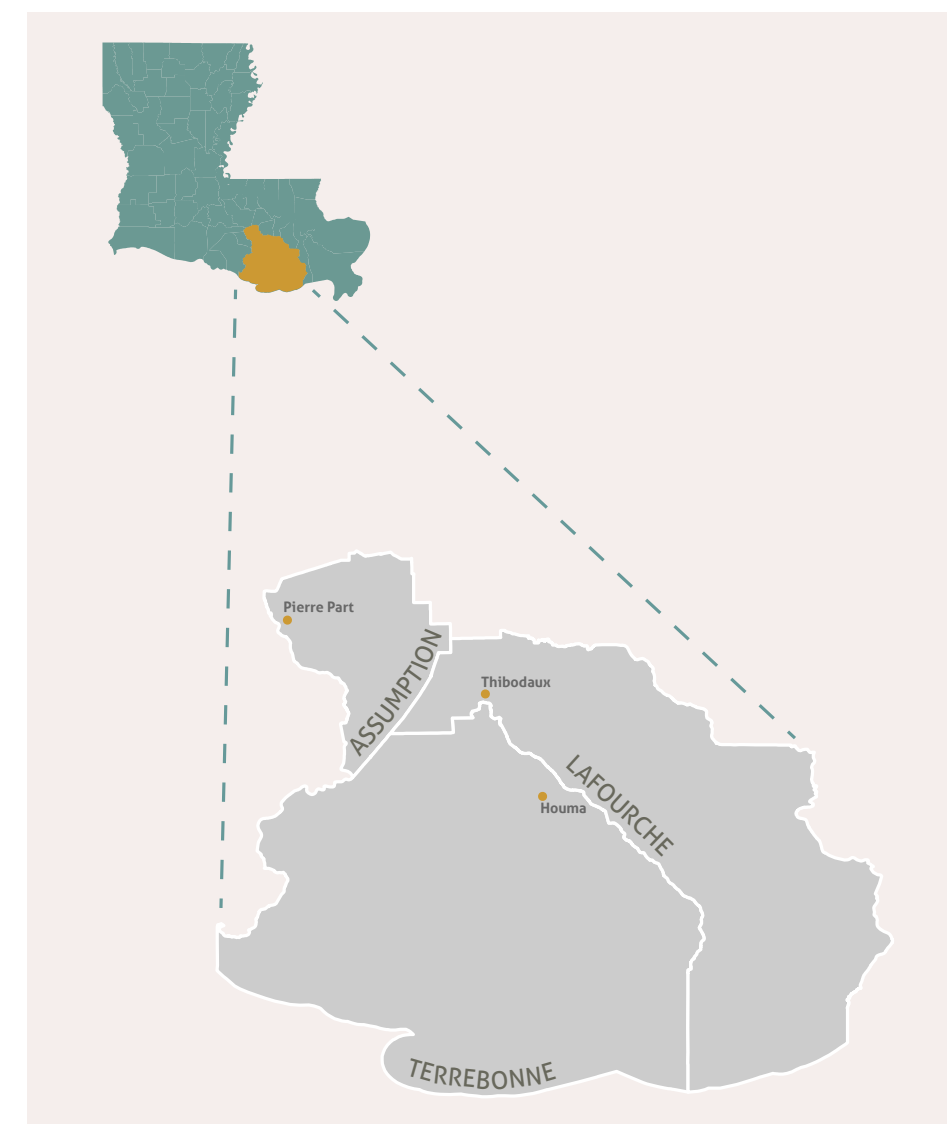
# FACT SHEET

## REGIONAL HOUSING PLANNING AREA

### RHPA 3- HOUMA & THIBODAUX

#### INTRODUCTION

This Fact Sheet displays important data on the state of housing within the three parishes in Regional Housing Planning Area 3. It includes information on affordability, previous investments in the area, and the population and households in each parish. HousingLOUISIANA and the Start Corporation are hosting the Louisiana Statewide Housing Listening Tour.



#### LIST OF PARISHES IN RHPA 3:

- » Assumption Parish
- » Lafourche Parish
- » Terrebonne Parish

#### SOURCES

American Community Survey  
1-year Estimates, 2018

(Assumption uses ACS 5-year  
Estimates, 2018 due to data  
availability)

# ASSUMPTION

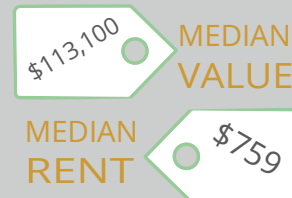
POPULATION 22,714 HOUSEHOLDS 8,802



## RACE & ETHNICITY

BLACK 30%  
WHITE 68%  
ASIAN 0.2%  
OTHER 1.8%

3% Hispanic or Latino  
97% Not Hispanic or Latino



## TENURE

OWNER OCCUPIED 23%  
RENTER OCCUPIED 77%

## OCCUPANCY STATUS

Occupied: 8,802 units  
Vacant: 1,925 units  
TOTAL: 10,727 units



POVERTY STATUS 17.4%

## COST BURDEN

Owner: 15%  
Renter: 37%  
Overall: 20%



# LAFORCHE

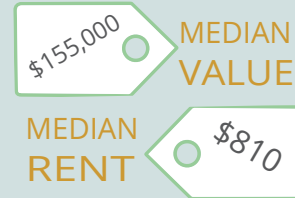
POPULATION 98,115 HOUSEHOLDS 35,838



## RACE & ETHNICITY

BLACK 13.5%  
WHITE 79.6%  
ASIAN 0.3%  
OTHER 6.6%

4% Hispanic or Latino  
96% Not Hispanic or Latino



## TENURE

OWNER OCCUPIED 24%  
RENTER OCCUPIED 76%

## OCCUPANCY STATUS

Occupied: 35,838 units  
Vacant: 5,785 units  
TOTAL: 41,623 units



POVERTY STATUS 16.7%

## COST BURDEN

Owner: 13%  
Renter: 44%  
Overall: 20%



# TERREBONNE

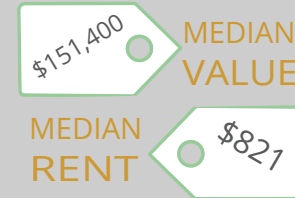
POPULATION 111,021 HOUSEHOLDS 37,911



## RACE & ETHNICITY

BLACK 18.5%  
WHITE 70.5%  
ASIAN 1.2%  
OTHER 9.8%

5% Hispanic or Latino  
95% Not Hispanic or Latino



## TENURE

OWNER OCCUPIED 26%  
RENTER OCCUPIED 74%

## OCCUPANCY STATUS

Occupied: 37,911 units  
Vacant: 7,798 units  
TOTAL: 45,709 units



POVERTY STATUS 16.2%

## COST BURDEN

Owner: 17%  
Renter: 28%  
Overall: 20%

