



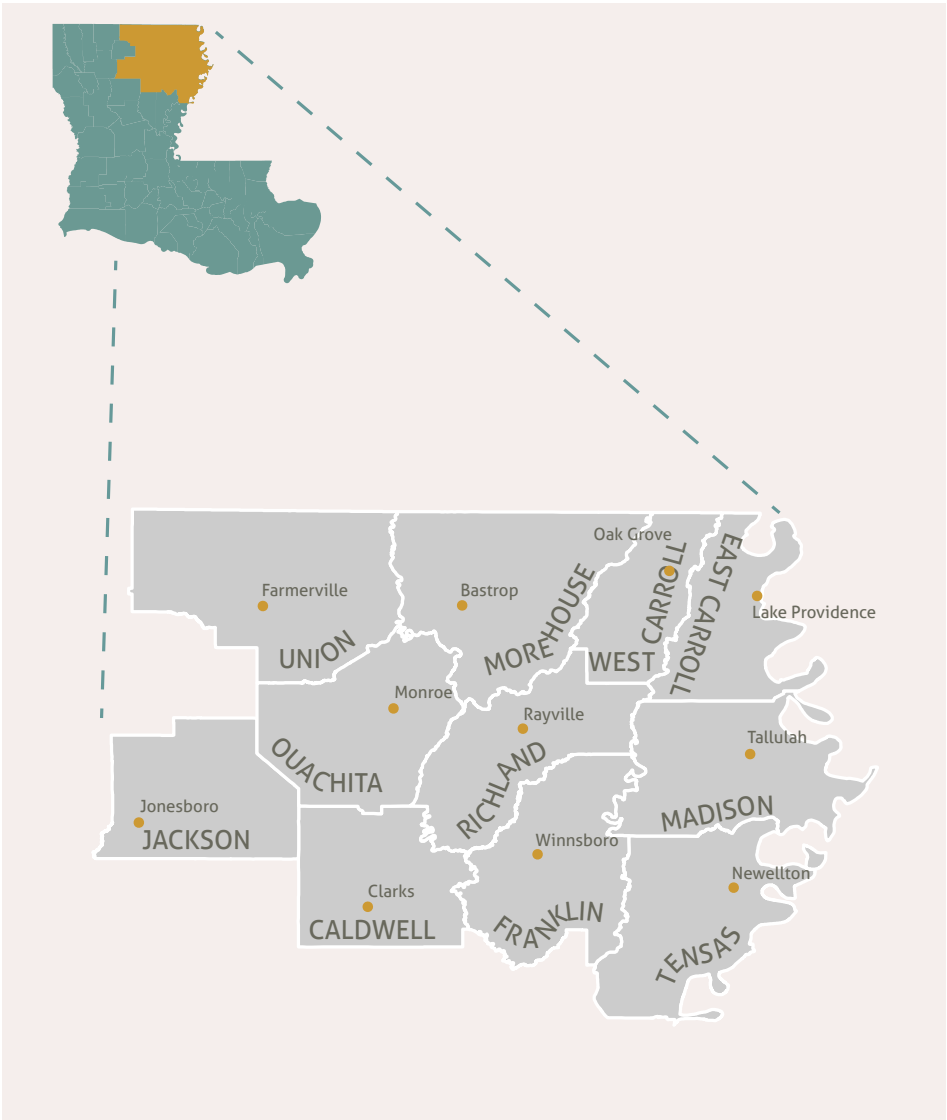
FACT SHEET

REGIONAL HOUSING PLANNING AREA

RHPA 8 - MONROE

INTRODUCTION

This Fact Sheet displays important data on the state of housing within the ten parishes in Regional Housing Planning Area 8. It includes information on affordability, previous investments in the area, and the population and households in each parish. HousingLOUISIANA and the EDA University Center for Economic Development at Southern are hosting the Louisiana Statewide Housing Listening Tour in this region.



LIST OF PARISHES IN RHPA 8:

- » Caldwell Parish
- » East Carroll Parish
- » Franklin Parish
- » Jackson Parish
- » Madison Parish
- » Morehouse Parish
- » Ouachita Parish
- » Richland Parish
- » Tensas Parish
- » Union Parish
- » West Carroll Parish

SOURCES

American Community Survey
5-year Estimates, 2013-2017

U.S. Census Building Permits, 2017

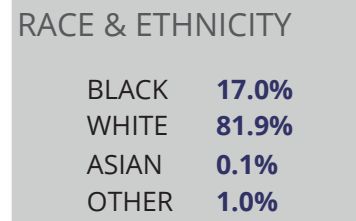
The Regional Housing Planning Area Fact Sheets were made possible due to the support of the Greater New Orleans Foundation's Disaster Relief Fund, which is largely supported by the W. K. Kellogg Foundation, and other donors including Razoo Foundation, Lauren Bon and Metabolic Studio via the Annenberg Foundation, Dentaquest, and various individuals.

CALDWELL

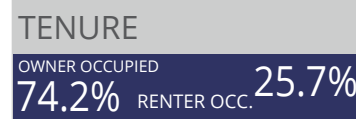
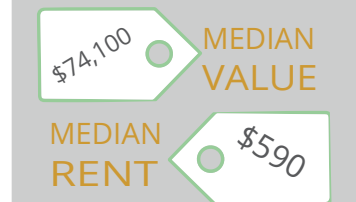
EAST CARROLL

FRANKLIN

JACKSON

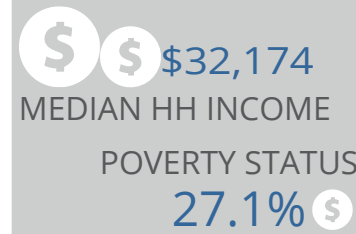


2.4% Hispanic or Latino
97.6% Not Hispanic or Latino



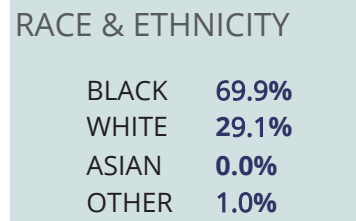
OCCUPANCY STATUS

Occupied: 3,667 units
Vacant: 1,455 units
TOTAL: 5,122 units

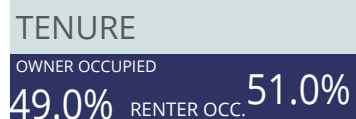
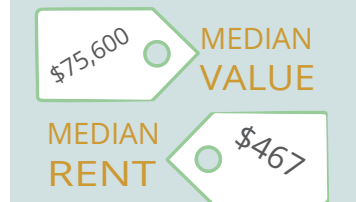


COST BURDEN

Owner: 19.0%
Renter: 29.1%
Overall: 21.6%

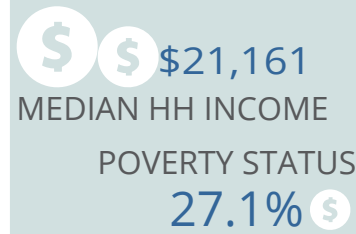


0.37% Hispanic or Latino
99.63% Not Hispanic or Latino



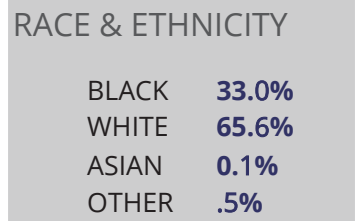
OCCUPANCY STATUS

Occupied: 2,153 units
Vacant: 750 units
TOTAL: 2,903 units

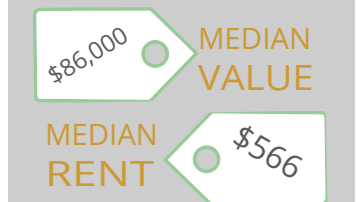


COST BURDEN

Owner: 19.0%
Renter: 43.88%
Overall: 31.6%

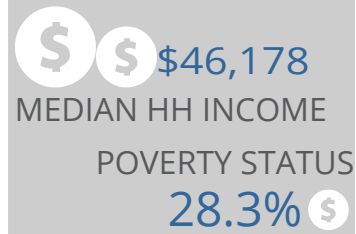


0.52% Hispanic or Latino
99.48% Not Hispanic or Latino



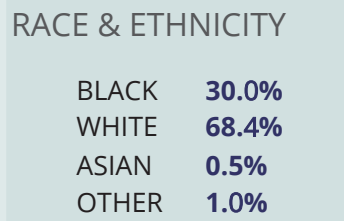

OCCUPANCY STATUS

Occupied: 7,629 units
Vacant: 1,562 units
TOTAL: 9,191 units

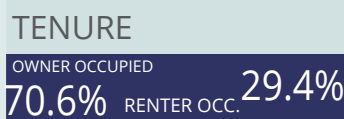
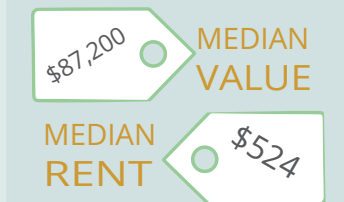


COST BURDEN

Owner: 14.0%
Renter: 46.1%
Overall: 23.4%

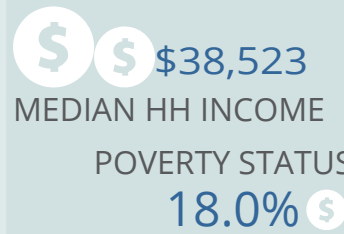


1.57% Hispanic or Latino
98.43% Not Hispanic or Latino



OCCUPANCY STATUS

Occupied: 5,976 units
Vacant: 1,877 units
TOTAL: 7,853 units



COST BURDEN

Owner: 14.1%
Renter: 44.4%
Overall: 22.87%

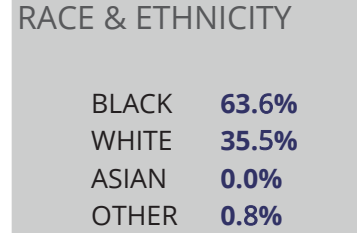



MADISON

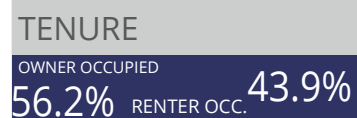
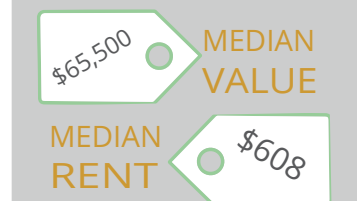
MOREHOUSE

OUACHITA

RICHLAND

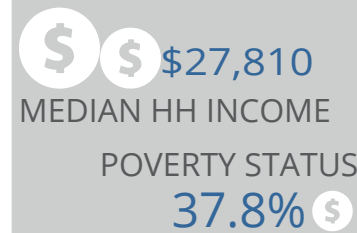


2.0% Hispanic or Latino
98.0% Not Hispanic or Latino





OCCUPANCY STATUS

Occupied: 3,943 units
Vacant: 1,097 units
TOTAL: 5,040 units

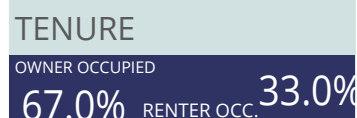
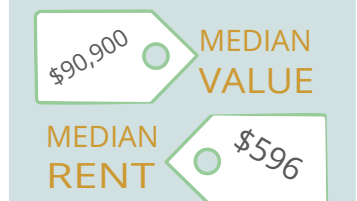


COST BURDEN

Owner: 18.23%
Renter: 45.28%
Overall: 30.0%

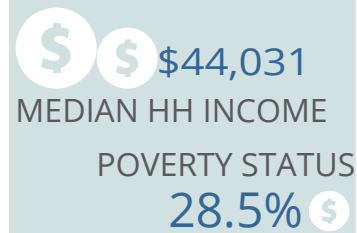


.39% Hispanic or Latino
99.6% Not Hispanic or Latino



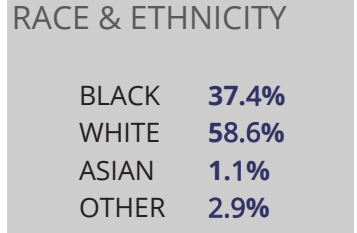

OCCUPANCY STATUS

Occupied: 9,758 units
Vacant: 2,833 units
TOTAL: 12,591 units

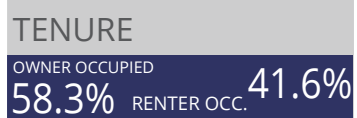
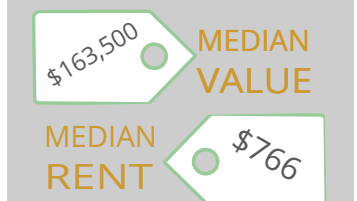


COST BURDEN

Owner: 16.6%
Renter: 49.2%
Overall: 27.4%

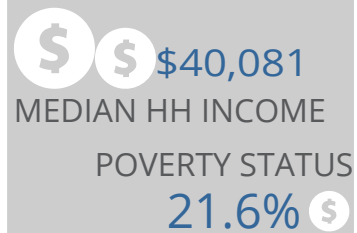


2.1% Hispanic or Latino
97.9% Not Hispanic or Latino



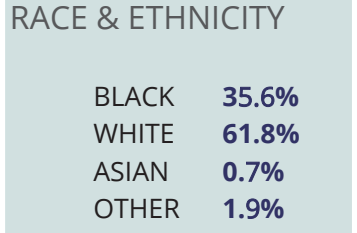

OCCUPANCY STATUS

Occupied: 55,599 units
Vacant: 13,436 units
TOTAL: 69,035 units

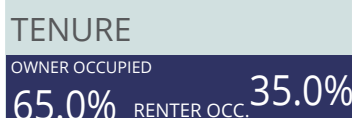
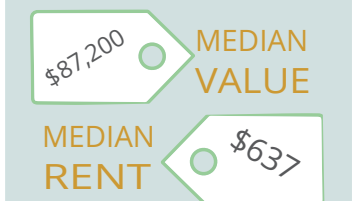


COST BURDEN

Owner: 18.53%
Renter: 47.9%
Overall: 30.1%

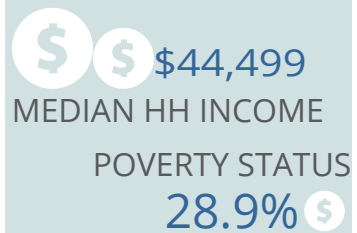


2.1% Hispanic or Latino
97.9% Not Hispanic or Latino



OCCUPANCY STATUS

Occupied: 7,391 units
Vacant: 1,559 units
TOTAL: 8,950 units



COST BURDEN

Owner: 13.9%
Renter: 37.6%
Overall: 22.3%

