

FACT SHEET

REGIONAL HOUSING PLANNING AREA

RHPA 1 - ORLEANS

INTRODUCTION

This Fact Sheet displays important data on the state of housing within the seven of the eight parishes in Regional Housing Planning Area 1. It includes information on affordability, previous investments in the area, and the population and households in each parish. HousingNOLA is conducting the New Orleans leg of the Louisiana Statewide Housing Listening Tour, hosted by the Louisiana Housing Alliance and the Greater New Orleans Housing Alliance (GNOHA).

LIST OF PARISHES IN RHPA 1:

- » Jefferson Parish
- » Orleans Parish
- » Plaquemines Parish
- » St. John the Baptist Parish
- » St. Bernard Parish
- » St. Charles Parish
- » St. James



SOURCES

American Community Survey
1-year Estimates, 2016


(Plaquemines, St. John the Baptist,
St. Bernard, St. Charles, and St.
James used ACS 5-year Estimates,
2012-2016 due to data availability)

U.S. Census Building Permits, 2016

JEFFERSON

POPULATION HOUSEHOLDS

436,523 170,710



RACE & ETHNICITY

BLACK 26.8%
WHITE 62.1%
ASIAN 4.2%
OTHER 6.7%

13.9% Hispanic or Latino
86.1% Not Hispanic or Latino

\$173,900

MEDIAN
RENT

\$922

TENURE

OWNER OCCUPIED 61.4%
RENTER OCCUPIED 38.6%

OCCUPANCY STATUS

■ Occupied: 170,710 units
■ Vacant: 18,616 units
TOTAL: 189,326 units

\$49,678

MEDIAN HH INCOME

POVERTY STATUS

15.7%

COST BURDEN

■ Owner: 22.0%
■ Renter: 55.2%
Overall: 35.0%




RESIDENTIAL
BUILDING
PERMITS

461

ORLEANS

POPULATION HOUSEHOLDS

391,495 154,355



RACE & ETHNICITY

BLACK 59.7%
WHITE 34.1%
ASIAN 3.0%
OTHER 3.1%

5.5% Hispanic or Latino
94.5% Not Hispanic or Latino

\$219,700

MEDIAN
RENT

\$934

TENURE

OWNER OCCUPIED 46.4%
RENTER OCCUPIED 53.6%

OCCUPANCY STATUS

■ Occupied: 154,355 units
■ Vacant: 38,765 units
TOTAL: 193,120 units

\$38,681

MEDIAN HH INCOME

POVERTY STATUS

23.7%

COST BURDEN

■ Owner: 31.9%
■ Renter: 60.8%
Overall: 47.0%



RESIDENTIAL
BUILDING
PERMITS

329

PLAQUEMINES

POPULATION HOUSEHOLDS

23,599 8,614



RACE & ETHNICITY

BLACK 20.7%
WHITE 69.5%
ASIAN 3.6%
OTHER 6.2%

6.2% Hispanic or Latino
93.8% Not Hispanic or Latino

\$155,300

MEDIAN
RENT

\$982

TENURE

OWNER OCCUPIED 70.0%
RENTER OCCUPIED 30.0%

OCCUPANCY STATUS

■ Occupied: 8,614 units
■ Vacant: 1,199 units
TOTAL: 9,813 units

\$50,314

MEDIAN HH INCOME

POVERTY STATUS

16.2%

COST BURDEN

■ Owner: 23.1%
■ Renter: 42.2%
Overall: 21.7%



RESIDENTIAL
BUILDING
PERMITS

52

ST. JOHN THE BAPTIST

POPULATION HOUSEHOLDS

44,161 15,332



RACE & ETHNICITY

BLACK 55.1%
WHITE 41.1%
ASIAN 0.8%
OTHER 3.1%

5.5% Hispanic or Latino
94.5% Not Hispanic or Latino

\$150,000

MEDIAN
VALUE

MEDIAN
RENT

\$869

TENURE

OWNER OCCUPIED 75.8%
RENTER OCCUPIED 24.2%

OCCUPANCY STATUS

■ Occupied: 15,332 units
■ Vacant: 2,252 units
TOTAL: 17,584 units

\$50,921

MEDIAN HH INCOME

POVERTY STATUS

18.2%

COST BURDEN

■ Owner: 23.9%
■ Renter: 53.0%
Overall: 26.0%



RESIDENTIAL
BUILDING
PERMITS

42

ST. BERNARD

POPULATION HOUSEHOLDS

42,858 14,545



RACE & ETHNICITY

BLACK 22.0%
WHITE 71.2%
ASIAN 2.3%
OTHER 4.7%

9.7% Hispanic or Latino
90.3% Not Hispanic or Latino



MEDIAN
RENT

\$840

TENURE

OWNER OCCUPIED 67.1% RENTER OCCUPIED 32.9%

OCCUPANCY STATUS

■ Occupied: 14,545 units
■ Vacant: 2,255 units
TOTAL: 16,800 units



MEDIAN HH INCOME

POVERTY STATUS

19.3% \$

COST BURDEN

■ Owner: 20.7%
■ Renter: 56.2%
Overall 18.4%



RESIDENTIAL
BUILDING
PERMITS

107

ST. CHARLES

POPULATION HOUSEHOLDS


52,639 18,383



RACE & ETHNICITY

BLACK 26.4%
WHITE 70.3%
ASIAN 1.0%
OTHER 2.3%

5.7% Hispanic or Latino
94.3% Not Hispanic or Latino



MEDIAN
RENT

\$896

TENURE

OWNER OCCUPIED 79.4% RENTER OCCUPIED 20.6%

OCCUPANCY STATUS

■ Occupied: 18,383 units
■ Vacant: 1,826 units
TOTAL: 20,209 units



MEDIAN HH INCOME

POVERTY STATUS

11.8% \$

COST BURDEN

■ Owner: 18.4%
■ Renter: 21.2%
Overall: 16.1%



RESIDENTIAL
BUILDING
PERMITS

125

ST. JAMES

POPULATION HOUSEHOLDS

21,650 7,964



RACE & ETHNICITY

BLACK 50.0%
WHITE 48.6%
ASIAN 0.3%
OTHER 1.2%

1.5% Hispanic or Latino
98.5% Not Hispanic or Latino



MEDIAN
VALUE

MEDIAN
RENT

\$709

TENURE

OWNER OCCUPIED 77.1% RENTER OCCUPIED 22.9%

OCCUPANCY STATUS

■ Occupied: 7,964 units
■ Vacant: 686 units
TOTAL: 8,650 units



MEDIAN HH INCOME

POVERTY STATUS

18.0%

COST BURDEN

■ Owner: 16.9%
■ Renter: 50.2%
Overall: 23.8%



RESIDENTIAL
BUILDING
PERMITS

41