

FACT SHEET

REGIONAL HOUSING PLANNING AREA

RHPA 2- BATON ROUGE

INTRODUCTION

This Fact Sheet displays important data on the state of housing within the seven of eleven parishes in Regional Housing Planning Area 2. It includes information on affordability, previous investments in the area, and the population and households in each parish. The Louisiana Housing Alliance and the Greater New Orleans Housing Alliance (GNOHA) are hosting Louisiana Statewide Housing Listening Tour.



LIST OF PARISHES IN RHPA 2:

- » Ascension Parish
- » East Baton Rouge Parish
- » East Feliciana
- » Iberville Parish
- » Pointe Coupee Parish
- » West Baton Rouge Parish
- » West Feliciana Parish

SOURCES

American Community Survey
1-year Estimates, 2016

(East Feliciana, Iberville, Pointe Coupee, West Baton Rouge, and West Feliciana used ACS 5-year Estimates, 2012-2016 due to data availability.)

All Parishes except East Baton Rouge used ACS 5-year Estimates 2012-2016 for "Race and Ethnicity" due to data availability.)

Department of Housing and Urban Development, 2017

U.S. Census Building Permits, 2016

ASCENSION

POPULATION 121,587
HOUSEHOLDS 40,950



RACE & ETHNICITY

BLACK 21.8%
WHITE 74%
ASIAN 0.9%
OTHER 3.4%

5.1% Hispanic or Latino
94.9% Not Hispanic or Latino

\$195,600 MEDIAN VALUE
\$1082 MEDIAN RENT

TENURE

OWNER OCCUPIED 19.0%
81.0% RENTER OCCUPIED

OCCUPANCY STATUS

■ Occupied: 40,950 units
■ Vacant: 4,933 units
TOTAL: 45,883 units

\$76,581 MEDIAN HH INCOME

POVERTY STATUS
9.7%

COST BURDEN

■ Owner: 14%
■ Renter: 43%
Overall: 17.9%

RESIDENTIAL BUILDING PERMITS
857

EAST BATON ROUGE

POPULATION 447,037
HOUSEHOLDS 163,764



RACE & ETHNICITY

BLACK 46%
WHITE 47%
ASIAN 3.3%
OTHER 3.7%

4% Hispanic or Latino
96% Not Hispanic or Latino

\$180,400 MEDIAN VALUE
\$870 MEDIAN RENT

TENURE

OWNER OCCUPIED 43.7%
56.3% RENTER OCCUPIED

OCCUPANCY STATUS

■ Occupied: 163,764 units
■ Vacant: 29,937 units
TOTAL: 193,701 units

\$50,508 MEDIAN HH INCOME

POVERTY STATUS
19.7%

COST BURDEN

■ Owner: 16%
■ Renter: 50%
Overall: 30.5%

RESIDENTIAL BUILDING PERMITS
1328

EAST FELICIANA

POPULATION 19,756
HOUSEHOLDS 6,822



RACE & ETHNICITY

BLACK 45%
WHITE 53.7%
ASIAN 0.3%
OTHER 1.0%

1.5% Hispanic or Latino
98.5% Not Hispanic or Latino

\$137,100 MEDIAN VALUE
\$706 MEDIAN RENT

TENURE

OWNER OCCUPIED 18.5%
81.5% RENTER OCCUPIED

OCCUPANCY STATUS

■ Occupied: 6,822 units
■ Vacant: 1,355 units
TOTAL: 8,177 units

\$48,997 MEDIAN HH INCOME

POVERTY STATUS
17.2%

COST BURDEN

■ Owner: 19%
■ Renter: 48%
Overall: 23.0%

RESIDENTIAL BUILDING PERMITS
45

IBERVILLE

POPULATION 33,159
HOUSEHOLDS 11,162



RACE & ETHNICITY

BLACK 49.2%
WHITE 49.3%
ASIAN 0.1%
OTHER 1.5%

2.5% Hispanic or Latino
97.5% Not Hispanic or Latino

\$115,500 MEDIAN VALUE
\$667 MEDIAN RENT

TENURE

OWNER OCCUPIED 24.2%
75.8% RENTER OCCUPIED

OCCUPANCY STATUS

■ Occupied: 11,162 units
■ Vacant: 1,847 units
TOTAL: 13,009 units

\$46,480 MEDIAN HH INCOME

POVERTY STATUS
18.5%

COST BURDEN

■ Owner: 18%
■ Renter: 54%
Overall: 25.6%

RESIDENTIAL BUILDING PERMITS
111

POINTE COUPEE

POPULATION HOUSEHOLDS

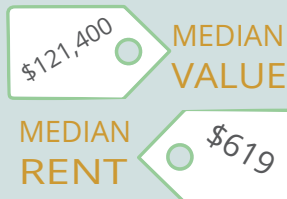
22,366 8,802



RACE & ETHNICITY

BLACK 35.2%
WHITE 62.3%
ASIAN 0.1%
OTHER 2.4%

2.3% Hispanic or Latino
97.7% Not Hispanic or Latino



TENURE

OWNER OCCUPIED 24.0%
76.0% RENTER OCCUPIED

OCCUPANCY STATUS

■ Occupied: 8,802 units
■ Vacant: 2,496 units
TOTAL: 11,298 units

\$44,275
MEDIAN HH INCOME

POVERTY STATUS
18.9%

COST BURDEN

■ Owner: 19%
■ Renter: 46%
Overall: 23.5%

RESIDENTIAL
BUILDING
PERMITS
45

WEST FELICIANA

POPULATION HOUSEHOLDS

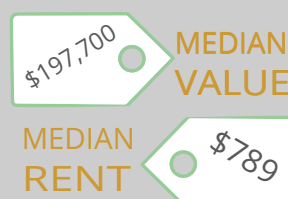
15,384 3,879



RACE & ETHNICITY

BLACK 45.5%
WHITE 53.3%
ASIAN 0.1%
OTHER 1.1%

1.6% Hispanic or Latino
98.4% Not Hispanic or Latino



TENURE

OWNER OCCUPIED 26.1%
73.9% RENTER OCCUPIED

OCCUPANCY STATUS

■ Occupied: 3,879 units
■ Vacant: 1,370 units
TOTAL: 5,249 units

\$53,364
MEDIAN HH INCOME

POVERTY STATUS
15.6%

COST BURDEN

■ Owner: 18%
■ Renter: 43%
Overall: 22.8%

RESIDENTIAL
BUILDING
PERMITS
29

WEST BATON ROUGE

POPULATION HOUSEHOLDS

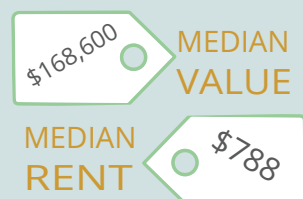
25,017 9,253



RACE & ETHNICITY

BLACK 38%
WHITE 59.3%
ASIAN 0.6%
OTHER 2.1%

2.8% Hispanic or Latino
97.2% Not Hispanic or Latino



TENURE

OWNER OCCUPIED 26.9%
73.1% RENTER OCCUPIED

OCCUPANCY STATUS

■ Occupied: 9,253 units
■ Vacant: 825 units
TOTAL: 10,078 units

\$53,882
MEDIAN HH INCOME

POVERTY STATUS
20.3%

COST BURDEN

■ Owner: 14%
■ Renter: 48%
Overall: 21.2%

RESIDENTIAL
BUILDING
PERMITS
263