

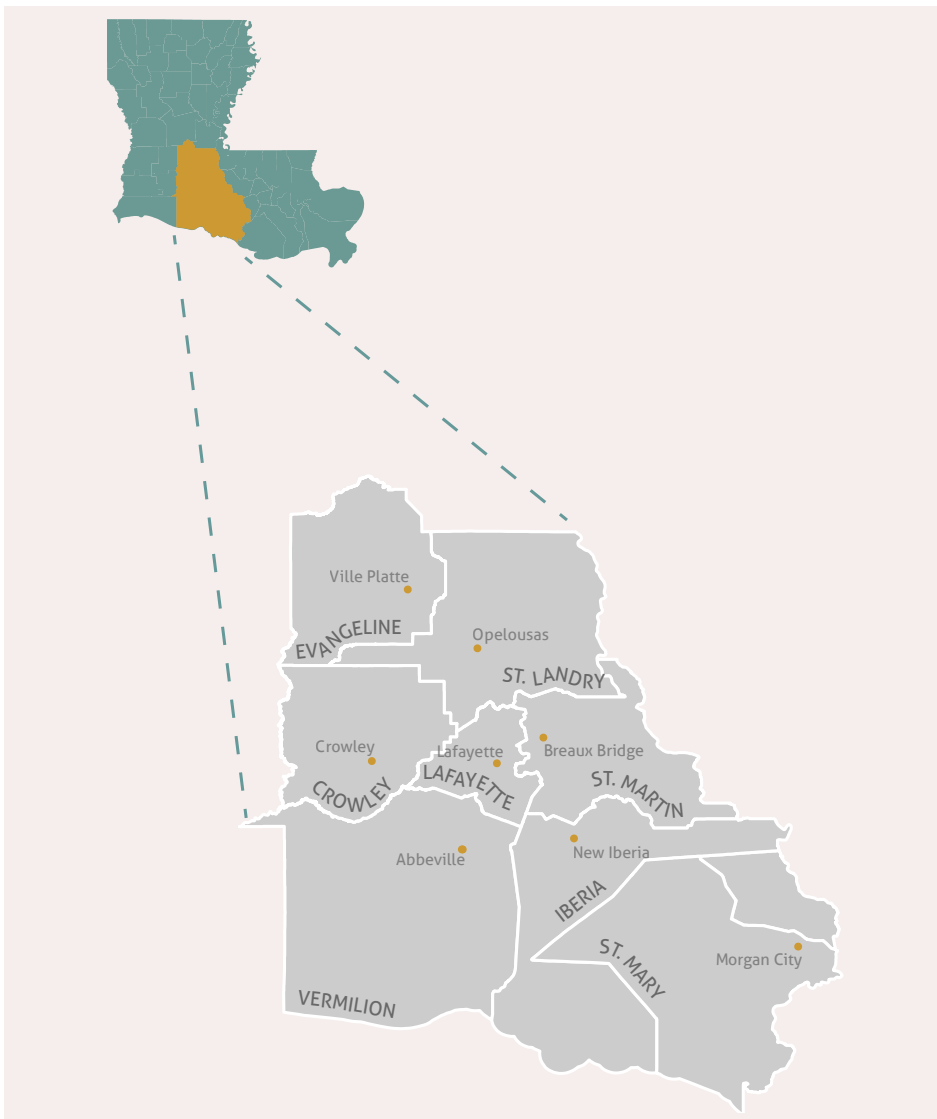
FACT SHEET

REGIONAL HOUSING PLANNING AREA

RHPA 4- LAFAYETTE

INTRODUCTION

This Fact Sheet displays important data on the state of housing within the eight parishes in Regional Housing Planning Area 4. It includes information on affordability, previous investments in the area, and the population and households in each parish. The Louisiana Housing Alliance and the Greater New Orleans Housing Alliance (GNOHA) are hosting the Louisiana Statewide Housing Listening Tour.



LIST OF PARISHES IN RHPA 4:

- » Acadia Parish
- » Evangeline Parish
- » Iberia Parish
- » Lafayette Parish
- » St. Landry Parish
- » St. Martin Parish
- » St. Mary Parish
- » Vermilion Parish

SOURCES

American Community Survey
1-year Estimates, 2016

(Acadia, Evangeline, St. Martin, St. Mary and Vermilion used ACS 5-year Estimates, 2012-2016 due to data availability.)

All Parishes used ACS 5-year Estimates 2012-2016 for "Race and Ethnicity" except Lafayette and Iberia due to data availability.)

U.S. Census Building Permits, 2016

ACADIA

POPULATION HOUSEHOLDS

62,372 22,655



RACE & ETHNICITY

BLACK 17.9%
WHITE 79.0%
ASIAN 0.1%
OTHER 2.9%

2.2% Hispanic or Latino
97.8% Not Hispanic or Latino

\$91,600 MEDIAN VALUE

MEDIAN RENT \$577

TENURE

OWNER OCCUPIED 28.9%
71.1% RENTER OCCUPIED

OCCUPANCY STATUS

■ Occupied: 22,655 units
■ Vacant: 3,212 units
Overall: 25,867 units

\$39,837 MEDIAN HH INCOME

POVERTY STATUS
20.6%

COST BURDEN

■ Owner: 13.7%
■ Renter: 46.4%
TOTAL: 22.1%

RESIDENTIAL BUILDING PERMITS
49

EVANGELINE

POPULATION HOUSEHOLDS

33,765 11,871



RACE & ETHNICITY

BLACK 27.4%
WHITE 68.5%
ASIAN 0.3%
OTHER 3.7%

3.2% Hispanic or Latino
96.8% Not Hispanic or Latino

\$86,600 MEDIAN VALUE

MEDIAN RENT \$532

TENURE

OWNER OCCUPIED 33.2%
66.8% RENTER OCCUPIED

OCCUPANCY STATUS

■ Occupied: 11,871 units
■ Vacant: 2,971 units
Overall: 14,842 units

\$30,724 MEDIAN HH INCOME

POVERTY STATUS
28.0%

COST BURDEN

■ Owner: 18.1%
■ Renter: 57.8%
TOTAL: 30.1%

RESIDENTIAL BUILDING PERMITS
71

IBERIA

POPULATION HOUSEHOLDS

73,273 26,240



RACE & ETHNICITY

BLACK 31.8%
WHITE 59.7%
ASIAN 2.5%
OTHER 5.9%

4.1% Hispanic or Latino
95.9% Not Hispanic or Latino

\$116,300 MEDIAN VALUE

MEDIAN RENT \$878

TENURE

OWNER OCCUPIED 28.3%
71.7% RENTER OCCUPIED

OCCUPANCY STATUS

■ Occupied: 26,240 units
■ Vacant: 3,996 units
Overall: 30,236 units

\$41,424 MEDIAN HH INCOME

POVERTY STATUS
23.7%

COST BURDEN

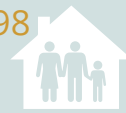
■ Owner: 19.2%
■ Renter: 59.7%
TOTAL: 30.1%

RESIDENTIAL BUILDING PERMITS
1090

LAFAYETTE

POPULATION HOUSEHOLDS

241,398 89,130



RACE & ETHNICITY

BLACK 25.4%
WHITE 70.0%
ASIAN 1.7%
OTHER 3.1%

4.6% Hispanic or Latino
95.4% Not Hispanic or Latino

\$181,100 MEDIAN VALUE

MEDIAN RENT \$823

TENURE

OWNER OCCUPIED 34.9%
65.1% RENTER OCCUPIED

OCCUPANCY STATUS

■ Occupied: 89,130 units
■ Vacant: 11,977 units
Overall: 101,107 units

\$49,969 MEDIAN HH INCOME

POVERTY STATUS
19.3%

COST BURDEN

■ Owner: 18.0%
■ Renter: 48.2%
TOTAL: 27.7%

RESIDENTIAL BUILDING PERMITS
118

ST. LANDRY

POPULATION HOUSEHOLDS

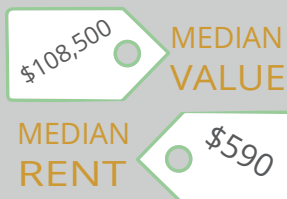
83,883 30,302



RACE & ETHNICITY

BLACK 41.2%
WHITE 56.2%
ASIAN 0.4%
OTHER 2.3%

0.5% Hispanic or Latino
99.5% Not Hispanic or Latino



TENURE

OWNER OCCUPIED 32.3%
67.7% RENTER OCCUPIED

OCCUPANCY STATUS

■ Occupied: 30,302 units
■ Vacant: 6,094 units
TOTAL: 36,396 units

\$31,207 MEDIAN HH INCOME

POVERTY STATUS
27.2%

COST BURDEN

■ Owner: 19.3%
■ Renter: 57.9%
Overall: 29.6%

RESIDENTIAL BUILDING PERMITS
118

ST. MARTIN

POPULATION HOUSEHOLDS

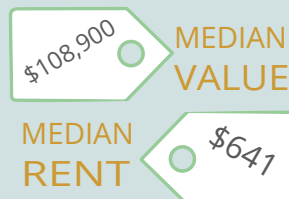
53,385 19,268



RACE & ETHNICITY

BLACK 29.3%
WHITE 66.0%
ASIAN 1.0%
OTHER 3.7%

2.7% Hispanic or Latino
97.3% Not Hispanic or Latino



TENURE

OWNER OCCUPIED 20.7%
79.3% RENTER OCCUPIED

OCCUPANCY STATUS

■ Occupied: 19,268 units
■ Vacant: 3,268 units
TOTAL: 22,536 units

\$46,450 MEDIAN HH INCOME

POVERTY STATUS
17.3%

COST BURDEN

■ Owner: 15.8%
■ Renter: 46.6%
Overall: 20.8%

RESIDENTIAL BUILDING PERMITS
159

ST. MARY

POPULATION HOUSEHOLDS

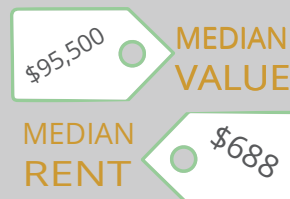
53,053 20,164



RACE & ETHNICITY

BLACK 31.4%
WHITE 60.2%
ASIAN 1.7%
OTHER 6.7%

6.5% Hispanic or Latino
93.5% Not Hispanic or Latino



TENURE

OWNER OCCUPIED 35.1%
64.9% RENTER OCCUPIED

OCCUPANCY STATUS

■ Occupied: 20,164 units
■ Vacant: 3,042 units
TOTAL: 23,206 units

\$40,771 MEDIAN HH INCOME

POVERTY STATUS
21.6%

COST BURDEN

■ Owner: 15.5%
■ Renter: 43.0%
Overall: 23.1%

RESIDENTIAL BUILDING PERMITS
43

VERMILION

POPULATION HOUSEHOLDS

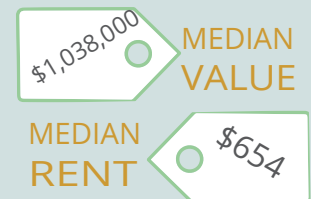
59,524 21,743



RACE & ETHNICITY

BLACK 14.1%
WHITE 81.2%
ASIAN 2.2%
OTHER 2.4%

3.2% Hispanic or Latino
96.8% Not Hispanic or Latino



TENURE

OWNER OCCUPIED 24.7%
75.3% RENTER OCCUPIED

OCCUPANCY STATUS

■ Occupied: 21,743 units
■ Vacant: 4,126 units
TOTAL: 25,869 units

\$47,083 MEDIAN HH INCOME

POVERTY STATUS
17.3%

COST BURDEN

■ Owner: 12.8%
■ Renter: 43.4%
Overall: 19.1%

RESIDENTIAL BUILDING PERMITS
122