

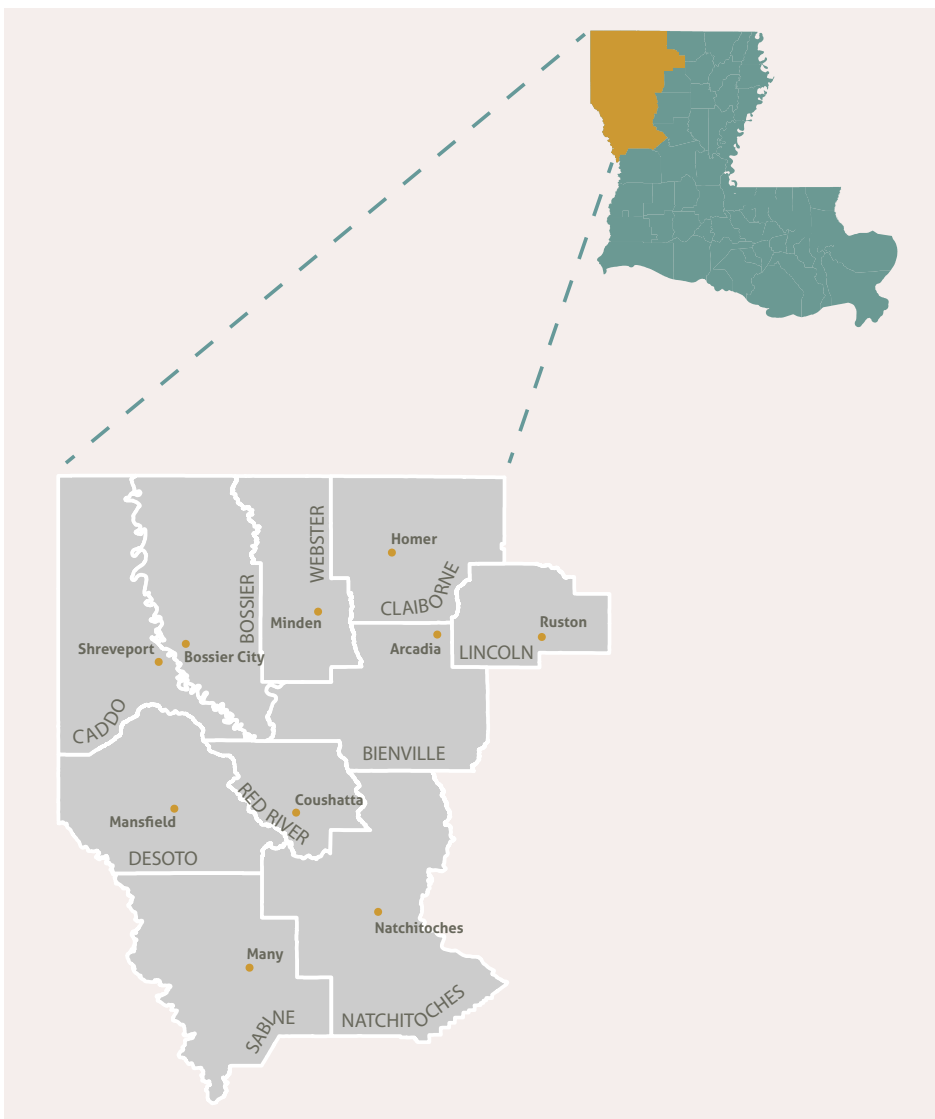
FACT SHEET

REGIONAL HOUSING PLANNING AREA

RHPA 7- SHREVEPORT

INTRODUCTION

This Fact Sheet displays important data on the state of housing within the ten parishes in Regional Housing Planning Area 7. It includes information on affordability, previous investments in the area, and the population and households in each parish. The Louisiana Housing Alliance and the Greater New Orleans Housing Alliance (GNOHA) are hosting the Louisiana Statewide Housing Listening Tour.



LIST OF PARISHES IN RHPA 7:

- » Bienville Parish
- » Bossier Parish
- » Caddo Parish
- » Claiborne Parish
- » De Soto Parish
- » Lincoln Parish
- » Natchitoches Parish
- » Red River Parish
- » Sabine Parish
- » Webster Parish

SOURCES

American Community Survey
1-year Estimates, 2016

(Bienville, Claiborne, De Soto, Lincoln, Natchitoches, Red River, Sabine, and Webster used ACS 5-year Estimates, 2012-2016 due to data availability.)

All Parishes used ACS 5-year Estimates 2012-2016 for "Race and Ethnicity" except Caddo and Bossier due to data availability.)

U.S. Census Building Permits, 2016

BIENVILLE

POPULATION HOUSEHOLDS

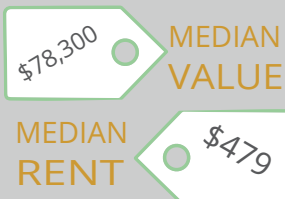
13,924 5,738



RACE & ETHNICITY

BLACK 41.4%
WHITE 55.6%
ASIAN 0.0%
OTHER 3.0%

1.8% Hispanic or Latino
98.2% Not Hispanic or Latino



TENURE

OWNER OCCUPIED 28.5%
71.5% RENTER OCCUPIED

OCCUPANCY STATUS

■ Occupied: 5,738 units
■ Vacant: 1,993 units
TOTAL: 7,731 units



MEDIAN HH INCOME

POVERTY STATUS

25.0%

COST BURDEN

■ Owner: 15.8%
■ Renter: 28.5%
Overall: 22.7%

RESIDENTIAL BUILDING PERMITS



0

BOSSIER

POPULATION HOUSEHOLDS

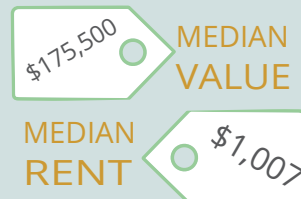
126,057 47,458



RACE & ETHNICITY

BLACK 22.6%
WHITE 72.9%
ASIAN 1.5%
OTHER 3.0%

6.6% Hispanic or Latino
93.4% Not Hispanic or Latino



TENURE

OWNER OCCUPIED 37.4%
62.6% RENTER OCCUPIED

OCCUPANCY STATUS

■ Occupied: 47,458 units
■ Vacant: 8,444 units
TOTAL: 55,902 units



MEDIAN HH INCOME

POVERTY STATUS

19.0%

COST BURDEN

■ Owner: 20.9%
■ Renter: 49.8%
Overall: 33.9%

RESIDENTIAL BUILDING PERMITS



604

CADDO

POPULATION HOUSEHOLDS

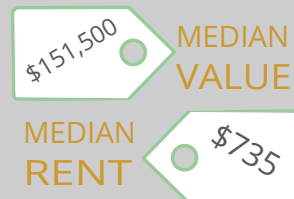
248,851 96,532



RACE & ETHNICITY

BLACK 49.8%
WHITE 45.8%
ASIAN 1.3%
OTHER 3.1%

2.8% Hispanic or Latino
97.2% Not Hispanic or Latino



TENURE

OWNER OCCUPIED 41.5%
58.5% RENTER OCCUPIED

OCCUPANCY STATUS

■ Occupied: 96,532 units
■ Vacant: 16,643 units
TOTAL: 113,175 units



MEDIAN HH INCOME

POVERTY STATUS

26.7%

COST BURDEN

■ Owner: 23.6%
■ Renter: 54.9%
Overall: 38.0%

RESIDENTIAL BUILDING PERMITS



259

CLAIBORNE

POPULATION HOUSEHOLDS

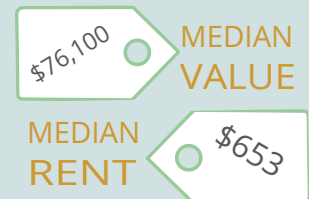
16,452 5,828



RACE & ETHNICITY

BLACK 50.5%
WHITE 46.1%
ASIAN 0.0%
OTHER 3.3%

1.4% Hispanic or Latino
98.6% Not Hispanic or Latino



TENURE

OWNER OCCUPIED 33.6%
66.4% RENTER OCCUPIED

OCCUPANCY STATUS

■ Occupied: 5,828 units
■ Vacant: 1,927 units
TOTAL: 7,755 units



MEDIAN HH INCOME

POVERTY STATUS

30.3%

COST BURDEN

■ Owner: 19.2%
■ Renter: 61.9%
Overall: 30.9%

RESIDENTIAL BUILDING PERMITS



0

DE SOTO

POPULATION HOUSEHOLDS

27,047 10,259



RACE & ETHNICITY

BLACK **37.4%**
WHITE **59.1%**
ASIAN **0.4%**
OTHER **3.1%**

2.8% Hispanic or Latino
97.2% Not Hispanic or Latino

\$103,600 **MEDIAN VALUE**

MEDIAN RENT \$587

TENURE

OWNER OCCUPIED **27.2%**
72.8% RENTER OCCUPIED

OCCUPANCY STATUS

■ Occupied: 10,259 units
■ Vacant: 2,173 units
TOTAL: 12,432 units

\$ \$ **\$42,368**

MEDIAN HH INCOME

POVERTY STATUS

26.4% \$

COST BURDEN

■ Owner: 17.2%
■ Renter: 51.8%
Overall: 24.6%



RESIDENTIAL
BUILDING
PERMITS

105

LINCOLN

POPULATION HOUSEHOLDS

47,480 17,144



RACE & ETHNICITY

BLACK **40.8%**
WHITE **54.0%**
ASIAN **1.8%**
OTHER **3.4%**

2.8% Hispanic or Latino
97.2% Not Hispanic or Latino

\$141,300 **MEDIAN VALUE**

MEDIAN RENT \$666

TENURE

OWNER OCCUPIED **45.9%**
54.1% RENTER OCCUPIED

OCCUPANCY STATUS

■ Occupied: 17,144 units
■ Vacant: 2,578 units
TOTAL: 19,722 units

\$ \$ **\$34,527**

MEDIAN HH INCOME

POVERTY STATUS

31.5% \$

COST BURDEN

■ Owner: 15.3%
■ Renter: 66.5%
Overall: 36.8%



RESIDENTIAL
BUILDING
PERMITS

125

NATCHITOCHE

POPULATION HOUSEHOLDS

39,258 14,393



RACE & ETHNICITY

BLACK **40.4%**
WHITE **54.5%**
ASIAN **0.6%**
OTHER **4.4%**

2.1% Hispanic or Latino
97.9% Not Hispanic or Latino

\$105,400 **MEDIAN VALUE**

MEDIAN RENT \$627

TENURE

OWNER OCCUPIED **44.6%**
55.4% RENTER OCCUPIED

OCCUPANCY STATUS

■ Occupied: 14,393 units
■ Vacant: 4,369 units
TOTAL: 4,369 units

\$ \$ **\$30,697**

MEDIAN HH INCOME

POVERTY STATUS

29.8% \$

COST BURDEN

■ Owner: 16.7%
■ Renter: 65.2%
Overall: 35.8%



RESIDENTIAL
BUILDING
PERMITS

55

RED RIVER

POPULATION HOUSEHOLDS

8,757 3,491



RACE & ETHNICITY

BLACK **37.4%**
WHITE **58.0%**
ASIAN **0.1%**
OTHER **4.6%**

1.9% Hispanic or Latino
98.1% Not Hispanic or Latino

\$83,900 **MEDIAN VALUE**

MEDIAN RENT \$538

TENURE

OWNER OCCUPIED **26.2%**
73.8% RENTER OCCUPIED

OCCUPANCY STATUS

■ Occupied: 3,491 units
■ Vacant: 649 units
TOTAL: 4,140 units

\$ \$ **\$36,831**

MEDIAN HH INCOME

POVERTY STATUS

22.8% \$

COST BURDEN

■ Owner: 17.6%
■ Renter: 44.3%
Overall: 22.6%



RESIDENTIAL
BUILDING
PERMITS

0

SABINE WEBSTER

POPULATION HOUSEHOLDS

24,144 8,984



RACE & ETHNICITY

BLACK 16.7%
WHITE 70.4%
ASIAN 0.4%
OTHER 12.5%

3.7% Hispanic or Latino
96.3% Not Hispanic or Latino

\$78,900

MEDIAN
VALUE

MEDIAN
RENT

\$492

TENURE

OWNER OCCUPIED 22.9%
77.1% RENTER OCCUPIED

OCCUPANCY STATUS

■ Occupied: 8,984 units
■ Vacant: 5,449 units
TOTAL: 14,433 units



\$39,372

MEDIAN HH INCOME

POVERTY STATUS

19.5%

COST BURDEN

■ Owner: 15.1%
■ Renter: 45.3%
Overall: 20.3%



RESIDENTIAL BUILDING PERMITS

60

POPULATION HOUSEHOLDS

40,335 15,806



RACE & ETHNICITY

BLACK 34.4%
WHITE 63.6%
ASIAN 0.5%
OTHER 1.7%

1.7% Hispanic or Latino
98.3% Not Hispanic or Latino

\$80,800

MEDIAN
VALUE

MEDIAN
RENT

\$606

TENURE

OWNER OCCUPIED 29.6%
70.4% RENTER OCCUPIED

OCCUPANCY STATUS

■ Occupied: 15,806 units
■ Vacant: 3,621 units
TOTAL: 19,427 units



\$31,920

MEDIAN HH INCOME

POVERTY STATUS

24.7%

COST BURDEN

■ Owner: 19.4%
■ Renter: 53.3%
Overall: 28.0%



RESIDENTIAL BUILDING PERMITS

32