

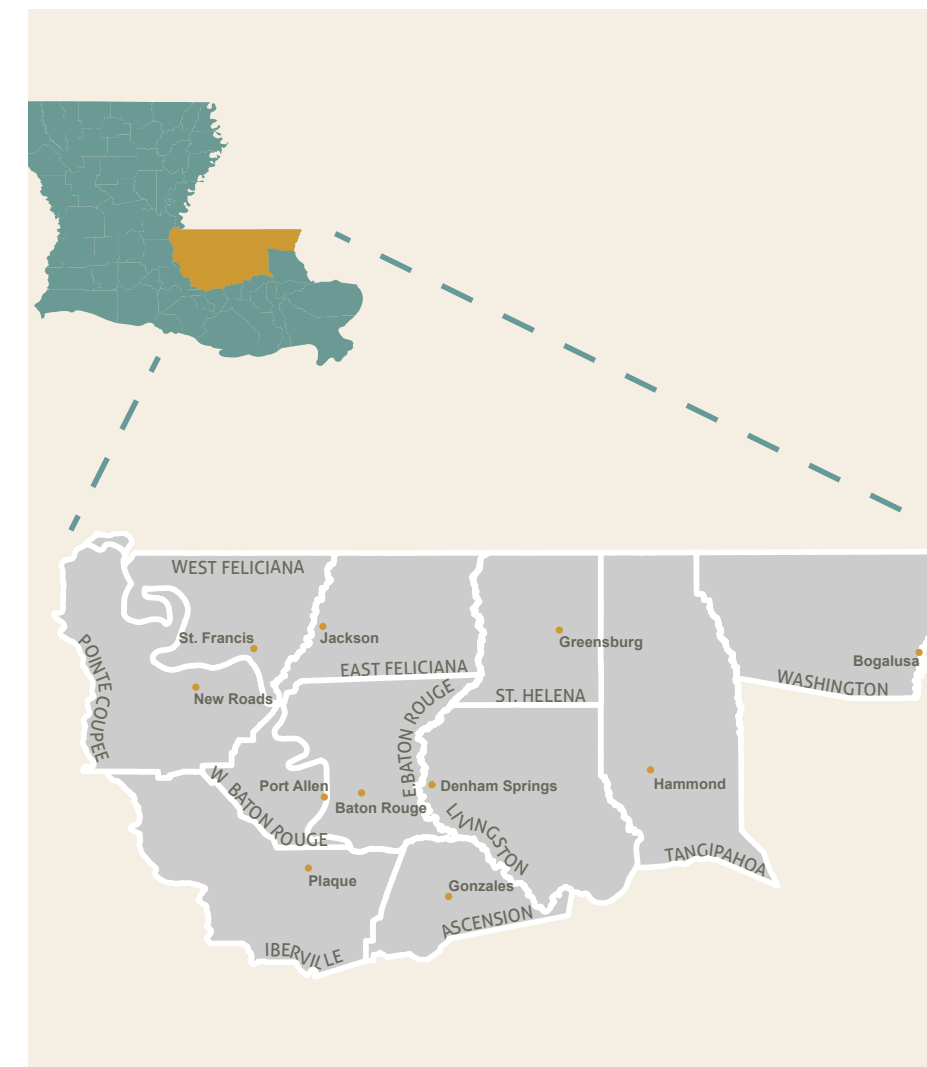
FACT SHEET

REGIONAL HOUSING PLANNING AREA

RHPA 2- BATON ROUGE

INTRODUCTION

This Fact Sheet displays important data on the state of housing within the seven of eleven parishes in Regional Housing Planning Area 2. It includes information on affordability, previous investments in the area, and the population and households in each parish. HousingLOUISIANA and the Housing First Alliance of the Capital Area are hosting Louisiana Statewide Housing Listening Tour in this region.



LIST OF PARISHES IN RHPA 2:

- » Ascension Parish
- » East Baton Rouge Parish
- » East Feliciana
- » Iberville Parish
- » Pointe Coupee Parish
- » West Baton Rouge Parish
- » West Feliciana Parish

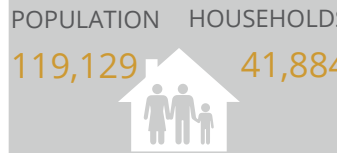
SOURCES

American Community Survey
5-year Estimates, 2013-2017

U.S. Census Building Permits, 2017

The Regional Housing Planning Area Fact Sheets were made possible due to the support of the Greater New Orleans Foundation's Disaster Relief Fund, which is largely supported by the W. K. Kellogg Foundation, and other donors including Razoo Foundation, Lauren Bon and Metabolic Studio via the Annenberg Foundation, Dentaquest, and various individuals.

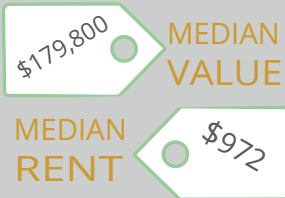
ASCENSION



RACE & ETHNICITY

BLACK 21.9%
WHITE 73.6%
ASIAN 0.9%
OTHER 3.6%

5.3% Hispanic or Latino
94.7% Not Hispanic or Latino

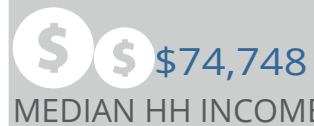


TENURE



OCCUPANCY STATUS

Occupied: 41,884 units
Vacant: 3,614 units
TOTAL: 45,498 units



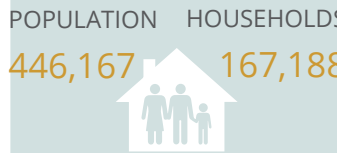
POVERTY STATUS 11.7%

COST BURDEN

Owner: 14.3%
Renter: 34.2%
Overall: 18.2%



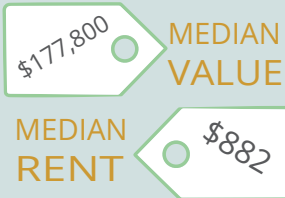
EAST BATON ROUGE



RACE & ETHNICITY

BLACK 45.7%
WHITE 47.7%
ASIAN 3.4%
OTHER 3.2%

4% Hispanic or Latino
96% Not Hispanic or Latino



TENURE



OCCUPANCY STATUS

Occupied: 167,188 units
Vacant: 24,971 units
TOTAL: 192,159 units




POVERTY STATUS 19.1%

COST BURDEN

Owner: 19.3%
Renter: 48.3%
Overall: 31.3%



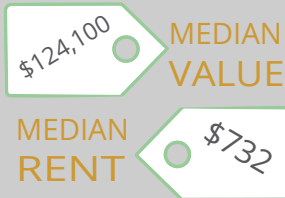
EAST FELICIANA



RACE & ETHNICITY

BLACK 44.7%
WHITE 53.7%
ASIAN 0.2%
OTHER 1.4%

1.5% Hispanic or Latino
98.5% Not Hispanic or Latino



TENURE



OCCUPANCY STATUS

Occupied: 6,817 units
Vacant: 1,507 units
TOTAL: 8,324 units



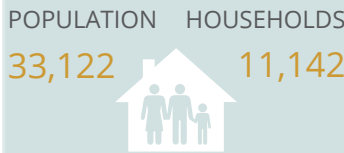
POVERTY STATUS 17.9%

COST BURDEN

Owner: 18.0%
Renter: 35.8%
Overall: 21.5%



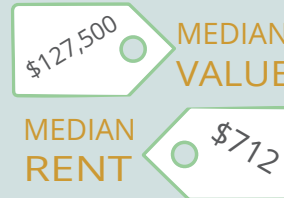
IBERVILLE



RACE & ETHNICITY

BLACK 48.9%
WHITE 49.5%
ASIAN 0.1%
OTHER 1.6%

2.5% Hispanic or Latino
97.5% Not Hispanic or Latino



TENURE



OCCUPANCY STATUS

Occupied: 11,142 units
Vacant: 2,063 units
TOTAL: 13,205 units



POVERTY STATUS 19.3%

COST BURDEN

Owner: 18.1%
Renter: 42.2%
Overall: 23.7%



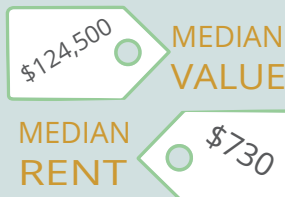
POINTE COUPEE



RACE & ETHNICITY

BLACK 35.4%
WHITE 61.4%
ASIAN 0.2%
OTHER 3.0%

2.5% Hispanic or Latino
97.5% Not Hispanic or Latino



TENURE



OCCUPANCY STATUS

Occupied: 8,815 units
Vacant: 2,598 units
TOTAL: 11,413 units




POVERTY STATUS 17.5%

COST BURDEN

Owner: 18.0%
Renter: 24.0%
Overall: 19.5%



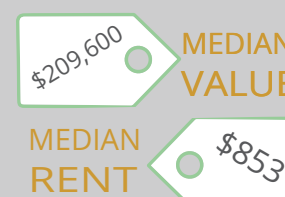
WEST FELICIANA



RACE & ETHNICITY

BLACK 44.9%
WHITE 53.3%
ASIAN 0.5%
OTHER 1.2%

1.5% Hispanic or Latino
98.5% Not Hispanic or Latino



TENURE



OCCUPANCY STATUS

Occupied: 3,947 units
Vacant: 1,416 units
TOTAL: 5,363 units




POVERTY STATUS 12.5%

COST BURDEN

Owner: 16.3%
Renter: 28.5%
Overall: 19.5%



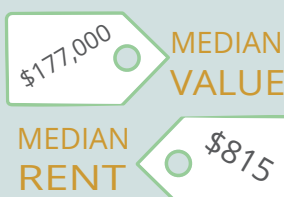
WEST BATON ROUGE



RACE & ETHNICITY

BLACK 38.8%
WHITE 58.7%
ASIAN 0.3%
OTHER 2.2%

3.0% Hispanic or Latino
97.0% Not Hispanic or Latino



TENURE



OCCUPANCY STATUS

Occupied: 9,436 units
Vacant: 962 units
TOTAL: 10,398 units



POVERTY STATUS 17.9%

COST BURDEN

Owner: 10.6%
Renter: 38.2%
Overall: 17.9%

