

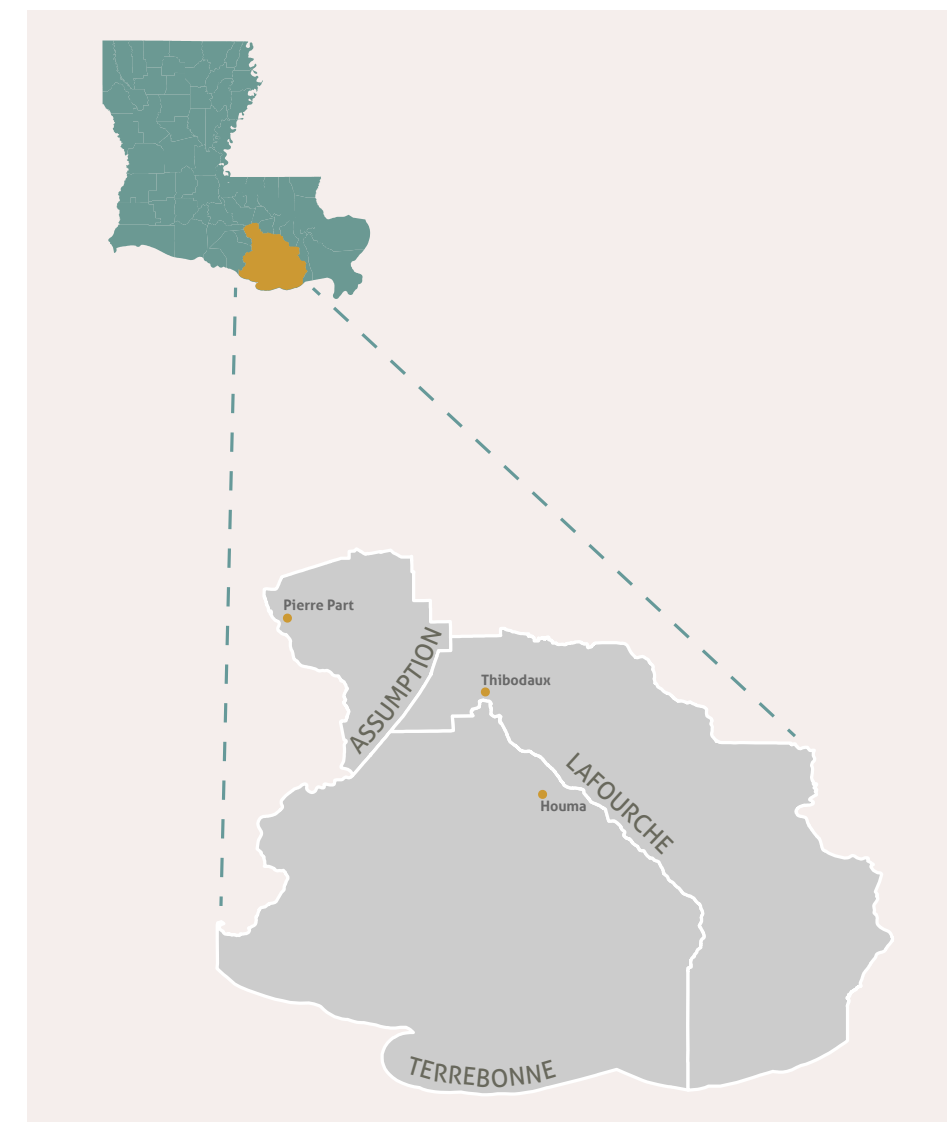
FACT SHEET

REGIONAL HOUSING PLANNING AREA

RHPA 3- HOUMA & THIBODAUX

INTRODUCTION

This Fact Sheet displays important data on the state of housing within the three parishes in Regional Housing Planning Area 3. It includes information on affordability, previous investments in the area, and the population and households in each parish. HousingLOUISIANA and the Start Corporation are hosting this Louisiana Statewide Housing Listening Tour.



LIST OF PARISHES IN RHPA 3:

- » Assumption Parish
- » Lafourche Parish
- » Terrebonne Parish

SOURCES

American Community Survey
5-year Estimates, 2013-2017
U.S. Census Building Permits, 2017

ASSUMPTION

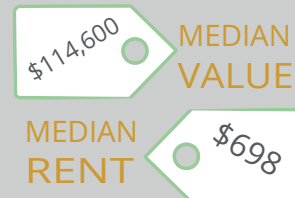
POPULATION 22,881 HOUSEHOLDS 8,710



RACE & ETHNICITY

BLACK 29.8%
WHITE 67.7%
ASIAN 0.2%
OTHER 2.3%

2.7% Hispanic or Latino
97.3% Not Hispanic or Latino



TENURE

OWNER OCCUPIED 20.8%
RENTER OCCUPIED 79.2%

OCCUPANCY STATUS

Occupied: 8,710 units
Vacant: 1,937 units
TOTAL: 10,647 units



POVERTY STATUS 15.7%

COST BURDEN

Owner: 14.5%
Renter: 40.3%
Overall: 19.9%



LAFORCHE

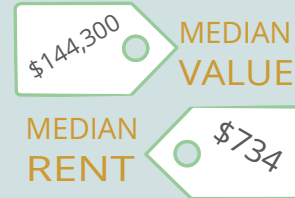
POPULATION 98,112 HOUSEHOLDS 36,153



RACE & ETHNICITY

BLACK 13.1%
WHITE 78.9%
ASIAN 0.8%
OTHER 7.2%

4.4% Hispanic or Latino
95.6% Not Hispanic or Latino



TENURE

OWNER OCCUPIED 24.9%
RENTER OCCUPIED 75.1%

OCCUPANCY STATUS

Occupied: 36,153 units
Vacant: 4,114 units
TOTAL: 40,297 units



POVERTY STATUS 16.0%


COST BURDEN

Owner: 13.2%
Renter: 31.3%
Overall: 17.7%



TERREBONNE

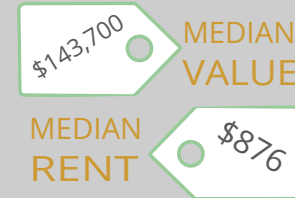
POPULATION 113,067 HOUSEHOLDS 40,117



RACE & ETHNICITY

BLACK 19.3%
WHITE 71.0%
ASIAN 0.9%
OTHER 8.8%

5.0% Hispanic or Latino
95.0% Not Hispanic or Latino




TENURE

OWNER OCCUPIED 28.9%
RENTER OCCUPIED 71.1%

OCCUPANCY STATUS

Occupied: 40,177 units
Vacant: 4,831 units
TOTAL: 45,008 units



POVERTY STATUS 20.1%

COST BURDEN

Owner: 17.1%
Renter: 35.6%
Overall: 22.4%

