

SABINE WEBSTER

POPULATION HOUSEHOLDS

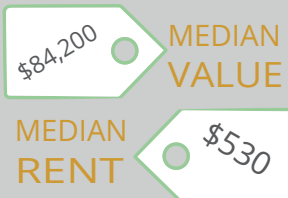
24,145 9,174



RACE & ETHNICITY

BLACK 16.6%
WHITE 70.2%
ASIAN 0.4%
OTHER 12.8%

3.8% Hispanic or Latino
96.2% Not Hispanic or Latino



TENURE

OWNER OCCUPIED 74.2% RENTER OCCUPIED 25.8%

OCCUPANCY STATUS

Occupied: 9,174 units
Vacant: 5,593 units
TOTAL: 14,767 units

\$40,695 MEDIAN HH INCOME

POVERTY STATUS 19.6%

COST BURDEN

Owner: 14.3%
Renter: 35.3%
Overall: 19.7%

RESIDENTIAL BUILDING PERMITS 43

POPULATION HOUSEHOLDS

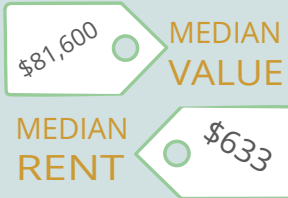
40,043 15,854



RACE & ETHNICITY

BLACK 34.4%
WHITE 63.6%
ASIAN 0.3%
OTHER 1.7%

1.8% Hispanic or Latino
98.2% Not Hispanic or Latino



TENURE

OWNER OCCUPIED 70.0% RENTER OCCUPIED 30.0%

OCCUPANCY STATUS

Occupied: 15,854 units
Vacant: 3,730 units
TOTAL: 19,584 units

\$30,891 MEDIAN HH INCOME

POVERTY STATUS 24.9%

COST BURDEN

Owner: 20.0%
Renter: 45.6%
Overall: 28.0%

RESIDENTIAL BUILDING PERMITS 40



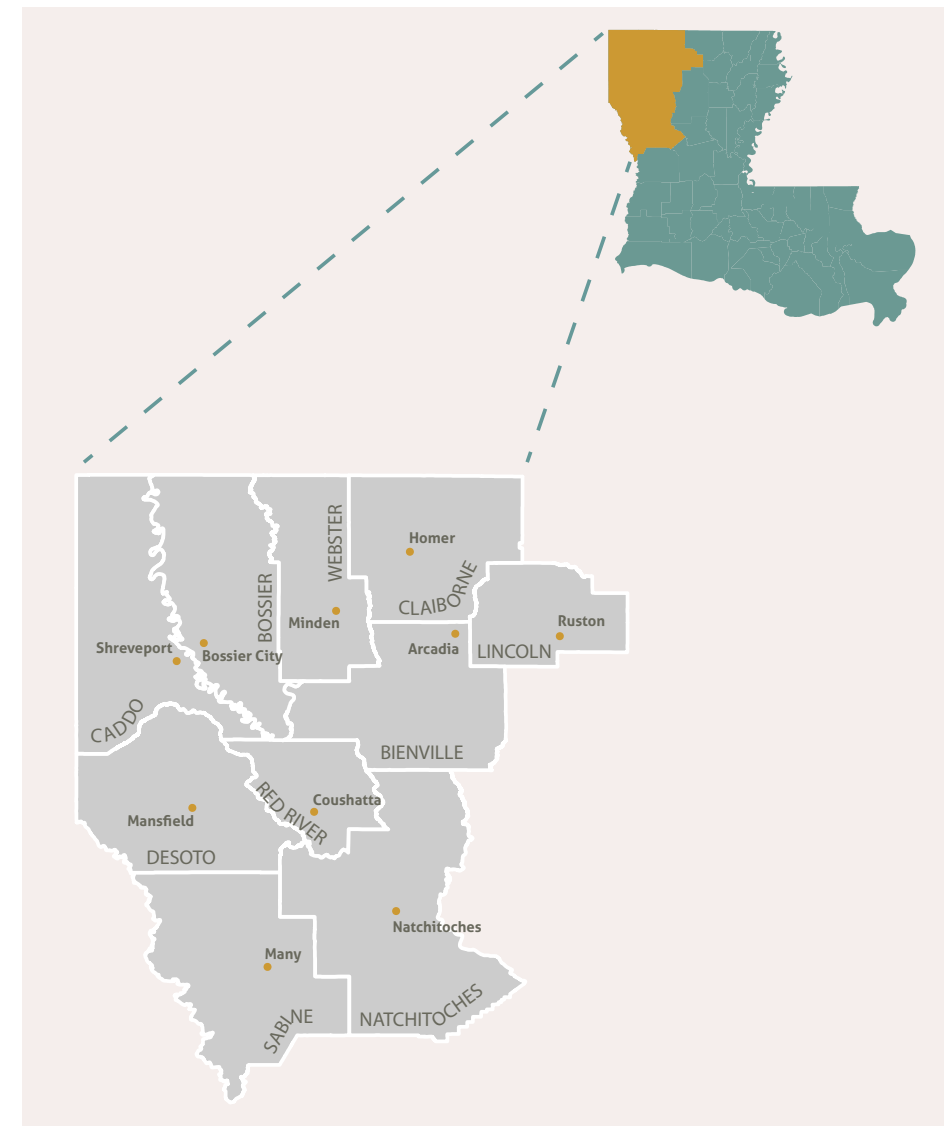
FACT SHEET

REGIONAL HOUSING PLANNING AREA

RHPA 7- SHREVEPORT

INTRODUCTION

This Fact Sheet displays important data on the state of housing within the ten parishes in Regional Housing Planning Area 7. It includes information on affordability, previous investments in the area, and the population and households in each parish. HousingLOUISIANA and the Office of Community Development for the City of Shreveport are hosting the Louisiana Statewide Housing Listening Tour in this region.



LIST OF PARISHES IN RHPA 7:

- » Bienville Parish
- » Bossier Parish
- » Caddo Parish
- » Claiborne Parish
- » De Soto Parish
- » Lincoln Parish
- » Natchitoches Parish
- » Red River Parish
- » Sabine Parish
- » Webster Parish

SOURCES

American Community Survey
5-year Estimates, 2017
U.S. Census Building Permits, 2017

The Regional Housing Planning Area Fact Sheets were made possible due to the support of the Greater New Orleans Foundation's Disaster Relief Fund, which is largely supported by the W. K. Kellogg Foundation, and other donors including Razoo Foundation, Lauren Bon and Metabolic Studio via the Annenberg Foundation, Dentaquest, and various individuals.

BIENVILLE

POPULATION 13,806
HOUSEHOLDS 5,840

RACE & ETHNICITY

BLACK 41.5%
WHITE 55.7%
ASIAN 0.0%
OTHER 2.8%

1.7% Hispanic or Latino
98.3% Not Hispanic or Latino

\$76,000 MEDIAN VALUE
\$490 MEDIAN RENT

TENURE

OWNER OCCUPIED 72.0%
RENTER OCCUPIED 28.0%

OCCUPANCY STATUS

Occupied: 5,840 units
Vacant: 1,960 units
TOTAL: 7,800 units

\$34,077 MEDIAN HH INCOME

POVERTY STATUS 25.3%

COST BURDEN

Owner: 14.2%
Renter: 30.2%
Overall: 18.7%

RESIDENTIAL BUILDING PERMITS 0

BOSSIER

POPULATION 125,698
HOUSEHOLDS 48,142

RACE & ETHNICITY

BLACK 21.9%
WHITE 72.4%
ASIAN 1.5%
OTHER 4.2%

6.5% Hispanic or Latino
93.5% Not Hispanic or Latino

\$164,600 MEDIAN VALUE
\$952 MEDIAN RENT

TENURE

OWNER OCCUPIED 62.9%
RENTER OCCUPIED 37.1%

OCCUPANCY STATUS

Occupied: 48,142 units
Vacant: 7,115 units
TOTAL: 55,257 units

\$52,145 MEDIAN HH INCOME

POVERTY STATUS 16.4%

COST BURDEN

Owner: 19.2%
Renter: 45.3%
Overall: 28.9%

RESIDENTIAL BUILDING PERMITS 660

CADDO

POPULATION 251,069
HOUSEHOLDS 97,283

RACE & ETHNICITY

BLACK 48.6%
WHITE 46.8%
ASIAN 1.2%
OTHER 3.4%

2.8% Hispanic or Latino
97.2% Not Hispanic or Latino

\$138,200 MEDIAN VALUE
\$764 MEDIAN RENT

TENURE

OWNER OCCUPIED 60.0%
RENTER OCCUPIED 40.0%

OCCUPANCY STATUS

Occupied: 97,283 units
Vacant: 15,618 units
TOTAL: 112,901 units

\$40,391 MEDIAN HH INCOME

POVERTY STATUS 23.4%

COST BURDEN

Owner: 21.1%
Renter: 49.4%
Overall: 32.4%

RESIDENTIAL BUILDING PERMITS 259

CLAIBORNE

POPULATION 16,296
HOUSEHOLDS 5,980

RACE & ETHNICITY

BLACK 51.3%
WHITE 46.1%
ASIAN 0.0%
OTHER 2.6%

1.4% Hispanic or Latino
98.6% Not Hispanic or Latino

\$74,100 MEDIAN VALUE
\$617 MEDIAN RENT

TENURE

OWNER OCCUPIED 66.5%
RENTER OCCUPIED 33.5%

OCCUPANCY STATUS

Occupied: 5,980 units
Vacant: 1,854 units
TOTAL: 7,834 units

\$26,877 MEDIAN HH INCOME

POVERTY STATUS 29.9%

COST BURDEN

Owner: 20.7%
Renter: 46.8%
Overall: 29.4%

RESIDENTIAL BUILDING PERMITS 0

DE SOTO

POPULATION 27,164
HOUSEHOLDS 10,331

RACE & ETHNICITY

BLACK 36.9%
WHITE 59.8%
ASIAN 0.2%
OTHER 3.1%

2.8% Hispanic or Latino
97.2% Not Hispanic or Latino

\$110,000 MEDIAN VALUE
\$608 MEDIAN RENT

TENURE

OWNER OCCUPIED 72.9%
RENTER OCCUPIED 27.1%

OCCUPANCY STATUS

Occupied: 10,331 units
Vacant: 2,340 units
TOTAL: 12,671 units

\$41,443 MEDIAN HH INCOME

POVERTY STATUS 26.3%

COST BURDEN

Owner: 18.4%
Renter: 33.9%
Overall: 22.6%

RESIDENTIAL BUILDING PERMITS 111

LINCOLN

POPULATION 47,536
HOUSEHOLDS 17,370

RACE & ETHNICITY

BLACK 40.6%
WHITE 53.8%
ASIAN 1.8%
OTHER 3.8%

2.9% Hispanic or Latino
97.1% Not Hispanic or Latino

\$145,900 MEDIAN VALUE
\$679 MEDIAN RENT

TENURE

OWNER OCCUPIED 54.5%
RENTER OCCUPIED 45.5%

OCCUPANCY STATUS

Occupied: 17,370 units
Vacant: 2,561 units
TOTAL: 19,931 units

\$34,424 MEDIAN HH INCOME

POVERTY STATUS 31.2%

COST BURDEN

Owner: 12.2%
Renter: 57.8%
Overall: 32.9%

RESIDENTIAL BUILDING PERMITS 42

NATCHITOCHE

POPULATION 39,051
HOUSEHOLDS 14,549

RACE & ETHNICITY

BLACK 40.9%
WHITE 54.0%
ASIAN 0.7%
OTHER 4.4%

2.2% Hispanic or Latino
97.8% Not Hispanic or Latino

\$114,100 MEDIAN VALUE
\$687 MEDIAN RENT

TENURE

OWNER OCCUPIED 50.0%
RENTER OCCUPIED 50.0%

OCCUPANCY STATUS

Occupied: 14,549 units
Vacant: 4,395 units
TOTAL: 18,944 units

\$29,001 MEDIAN HH INCOME

POVERTY STATUS 31.9%

COST BURDEN

Owner: 17.3%
Renter: 52.7%
Overall: 35.0%

RESIDENTIAL BUILDING PERMITS 80

RED RIVER

POPULATION 8,723
HOUSEHOLDS 3,374

RACE & ETHNICITY

BLACK 37.5%
WHITE 57.6%
ASIAN 0.0%
OTHER 4.9%

1.9% Hispanic or Latino
98.1% Not Hispanic or Latino

\$85,900 MEDIAN VALUE
\$532 MEDIAN RENT

TENURE

OWNER OCCUPIED 76.5%
RENTER OCCUPIED 23.5%

OCCUPANCY STATUS

Occupied: 3,374 units
Vacant: 796 units
TOTAL: 4,170 units

\$41,510 MEDIAN HH INCOME

POVERTY STATUS 20.4%

COST BURDEN

Owner: 16.4%
Renter: 29.6%
Overall: 19.8%

RESIDENTIAL BUILDING PERMITS 0