

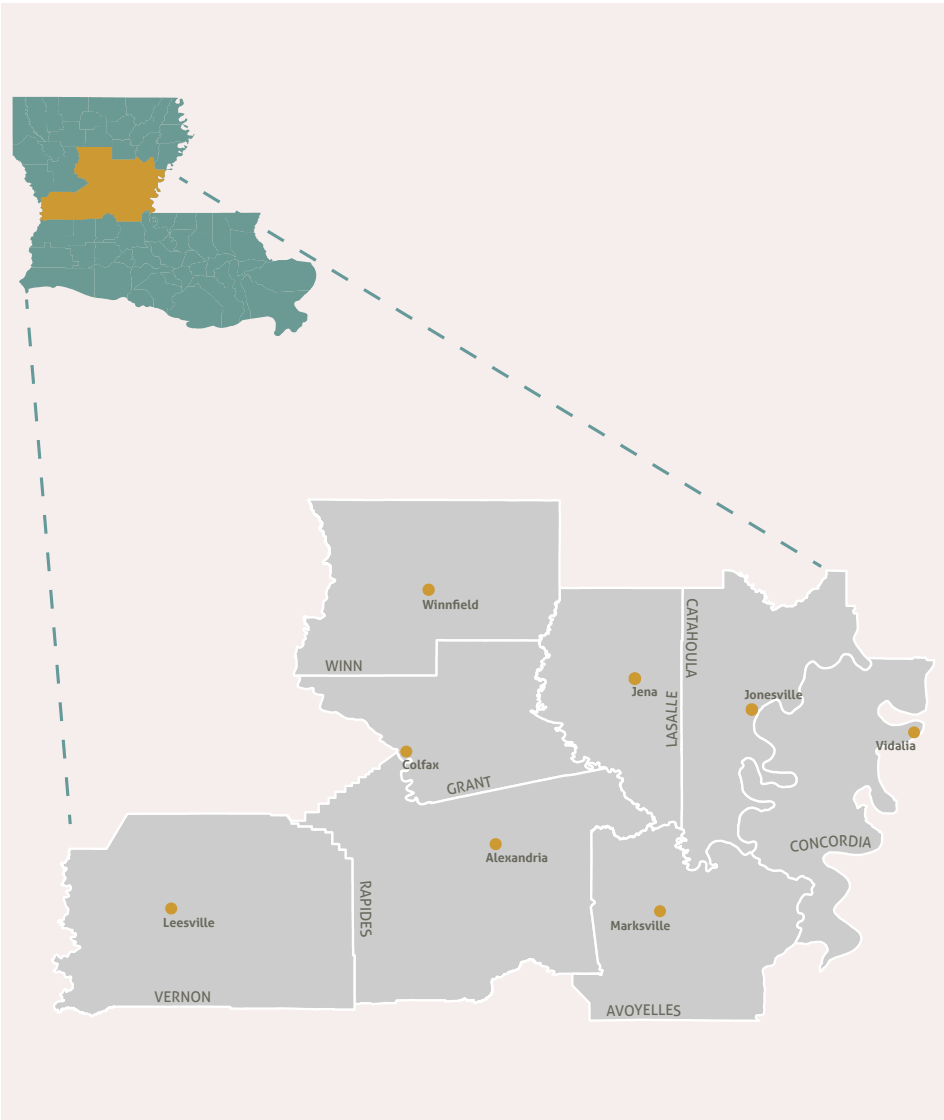
FACT SHEET

REGIONAL HOUSING PLANNING AREA

RHPA 6 - ALEXANDRIA

INTRODUCTION

This Fact Sheet displays important data on the state of housing within the eight parishes in Regional Housing Planning Area 6. It includes information on affordability, previous investments in the area, and the population and households in each parish. The Louisiana Housing Alliance and the Greater New Orleans Housing Alliance (GNOHA) are hosting the Louisiana Statewide Housing Listening Tour.



LIST OF PARISHES IN RHPA 6:


- » Avoyelles Parish
- » Catahoula Parish
- » Concordia Parish
- » Grant Parish
- » La Salle Parish
- » Rapides Parish
- » Vernon Parish
- » Winn Parish

SOURCES

American Community Survey
1-year Estimates, 2016
(All parishes except Rapides Parish used American Community Survey 5-year estimates, 2012-2016).
(All Parishes except Rapides Parish used American Community Survey 5-year estimates, 2012-2016, due to data availability).
U.S. Census Building Permits, 2016

The Regional Housing Planning Area Fact Sheets were made possible due to the support of the Greater New Orleans Foundation’s Disaster Relief Fund, which is largely supported by the W. K. Kellogg Foundation, and other donors including Razoo Foundation, Lauren Bon and Metabollic Studio via the Annenberg Foundation, Dentaquest, and various individuals.

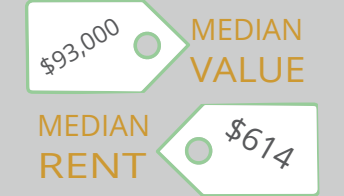
AVOYELLES



RACE & ETHNICITY

BLACK	30.5%
WHITE	66.9%
ASIAN	0.3%
OTHER	2.3%

1.7% Hispanic or Latino
98.3% Not Hispanic or Latino

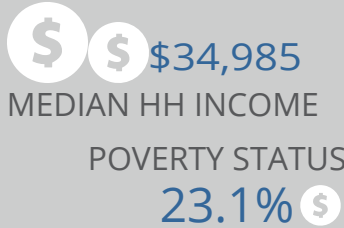


TENURE

OWNER OCCUPIED	30.8%
RENTER OCCUPIED	69.2%

OCCUPANCY STATUS

Occupied: 15,016 units
Vacant: 3,168 units
TOTAL: 18,184 units




COST BURDEN

Owner: 17.5%
Renter: 54.4%
Overall: 27.2%



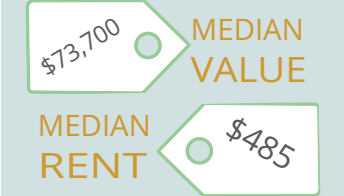
CATAHOULA



RACE & ETHNICITY

BLACK	32.8%
WHITE	66.5%
ASIAN	0.1%
OTHER	0.6%

1.3% Hispanic or Latino
98.7% Not Hispanic or Latino

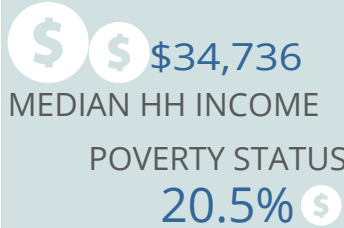


TENURE

OWNER OCCUPIED	25.6%
RENTER OCCUPIED	74.4%

OCCUPANCY STATUS

Occupied: 3,731 units
Vacant: 1,174 units
TOTAL: 4,905 units




COST BURDEN

Owner: 18.3%
Renter: 46.1%
Overall: 22.9%



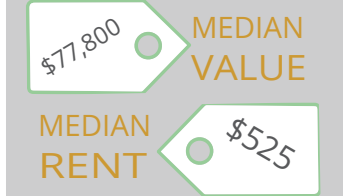
CONCORDIA



RACE & ETHNICITY

BLACK	41.1%
WHITE	58.0%
ASIAN	0.1%
OTHER	0.7%

1.3% Hispanic or Latino
98.7% Not Hispanic or Latino

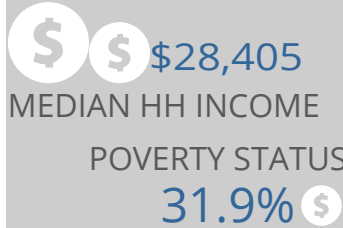


TENURE

OWNER OCCUPIED	39.2%
RENTER OCCUPIED	60.8%

OCCUPANCY STATUS

Occupied: 7,579 units
Vacant: 1,855 units
TOTAL: 9,434 units




COST BURDEN

Owner: 20.6%
Renter: 54.8%
Overall: 31.3%



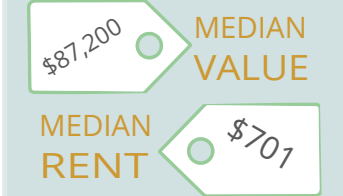
GRANT



RACE & ETHNICITY

BLACK	14.3%
WHITE	80.0%
ASIAN	0.2%
OTHER	5.4%

6.0% Hispanic or Latino
94.0% Not Hispanic or Latino

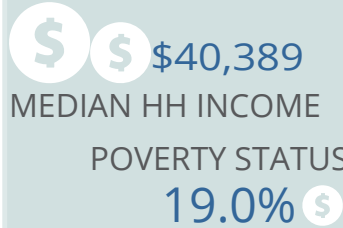


TENURE

OWNER OCCUPIED	27.6%
RENTER OCCUPIED	72.4%

OCCUPANCY STATUS

Occupied: 7,286 units
Vacant: 1,745 units
TOTAL: 9,031 units




COST BURDEN

Owner: 14.3%
Renter: 44.8%
Overall: 52.9%



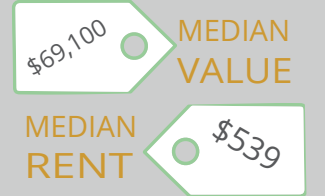
LA SALLE



RACE & ETHNICITY

BLACK	12.4%
WHITE	85.6%
ASIAN	0.0%
OTHER	2.0%

2.5% Hispanic or Latino
97.5% Not Hispanic or Latino

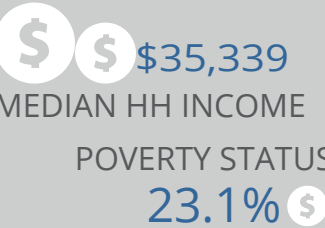


TENURE

OWNER OCCUPIED	24.0%
RENTER OCCUPIED	76.0%

OCCUPANCY STATUS

Occupied: 5,320 units
Vacant: 1,261 units
TOTAL: 6,581 units




COST BURDEN

Owner: 12.8%
Renter: 40.5%
Overall: 17.3%



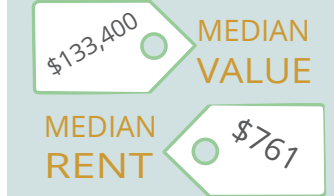
RAPIDES



RACE & ETHNICITY

BLACK	32.0%
WHITE	63.5%
ASIAN	1.7%
OTHER	2.8%

3.1% Hispanic or Latino
96.9% Not Hispanic or Latino

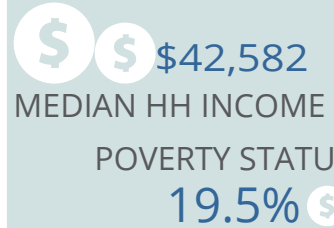


TENURE

OWNER OCCUPIED	40.0%
RENTER OCCUPIED	60.0%

OCCUPANCY STATUS

Occupied: 47,745 units
Vacant: 9,781 units
TOTAL: 57,526 units




COST BURDEN

Owner: 15.4%
Renter: 58.8%
Overall: 31.3%



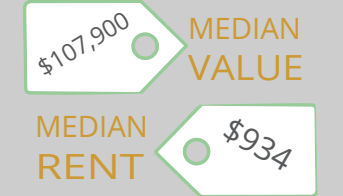
VERNON



RACE & ETHNICITY

BLACK	14.3%
WHITE	76.6%
ASIAN	1.7%
OTHER	7.3%

9.1% Hispanic or Latino
90.9% Not Hispanic or Latino

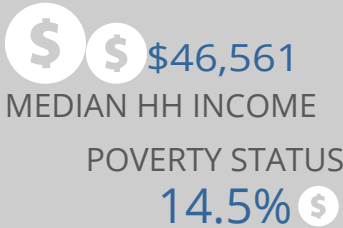


TENURE

OWNER OCCUPIED	46.2%
RENTER OCCUPIED	53.8%

OCCUPANCY STATUS

Occupied: 17,789 units
Vacant: 3,930 units
TOTAL: 21,719 units




COST BURDEN

Owner: 13.4%
Renter: 42.7%
Overall: 26.1%



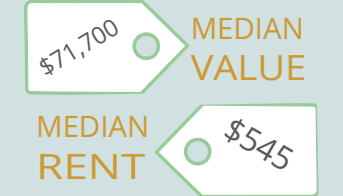
WINN



RACE & ETHNICITY

BLACK	31.3%
WHITE	66.4%
ASIAN	0.0%
OTHER	2.2%

1.9% Hispanic or Latino
98.1% Not Hispanic or Latino

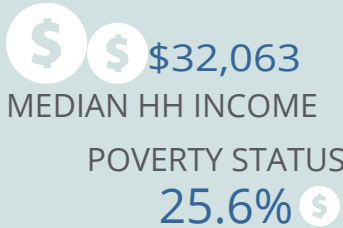


TENURE

OWNER OCCUPIED	35.0%
RENTER OCCUPIED	65.0%

OCCUPANCY STATUS

Occupied: 5,440 units
Vacant: 1,793 units
TOTAL: 7,233 units



COST BURDEN

Owner: 14.3%
Renter: 50.4%
Overall: 24.1%

